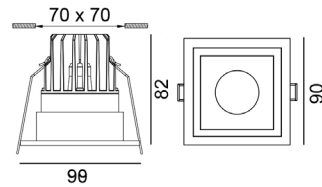


Ceiling recessed

Ceiling recessed

CELL



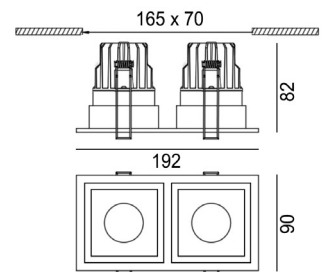

Code	Product Lumen	Power Watt	Color T (K)	CRI	mA	Color
01.2010.10.930.WH	924	9	3000	>90	250	White
01.2010.10.930.BK	924	9	3000	>90	250	Black



MATERIAL | AL

[i](#) » 188

CELL 2



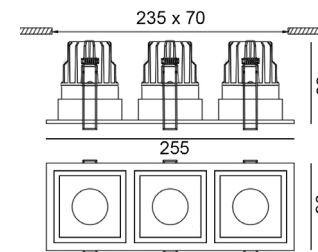
Code	Product Lumen	Power Watt	Color T (K)	CRI	mA	Color
01.20F2.20.930.WH	2 x 924	2 x 9	3000	>90	250	White
01.20F2.20.930.BK	2 x 924	2 x 9	3000	>90	250	Black



MATERIAL | AL

[i](#) » 188

CELL 3




Code	Product Lumen	Power Watt	Color T (K)	CRI	mA	Color
01.20F3.30.930.WH	3 x 924	3 x 9	3000	>90	250	White
01.20F3.30.930.BK	3 x 924	3 x 9	3000	>90	250	Black



MATERIAL | AL


[i](#) » 188



01.2010.10.930.BK



01.20F2.20.930.BK



01.20F3.30.930.BK