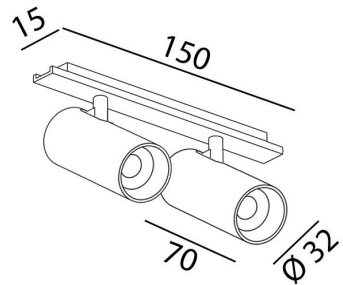


## MINI\_LINE 42 TUB S A X2 07.3270.10.930

POWER: 2x5W  
DC 42V



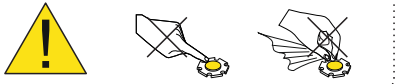
### SAFETY INSTRUCTIONS

- The appliance should be installed, connected and tested by qualified electrician, and in accordance with local regulations.
- Turn off the power supply before installation or maintenance of the appliance, and make sure that the cables will not be squeezed or damaged by sharp edges.
- The appliance should not be covered by insulation blankets or similar materials.
- Clean the appliance with a soft cloth and a standard PH neutral detergent. Stainless steel surfaces should be maintained regularly.
- Misuse of, or changes to the appliance shall nullify the guarantee. The manufacturer is free to change the design, specifications and instructions for assembly.

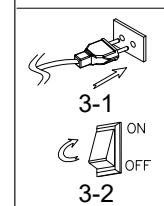
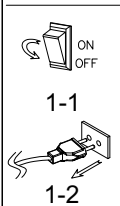
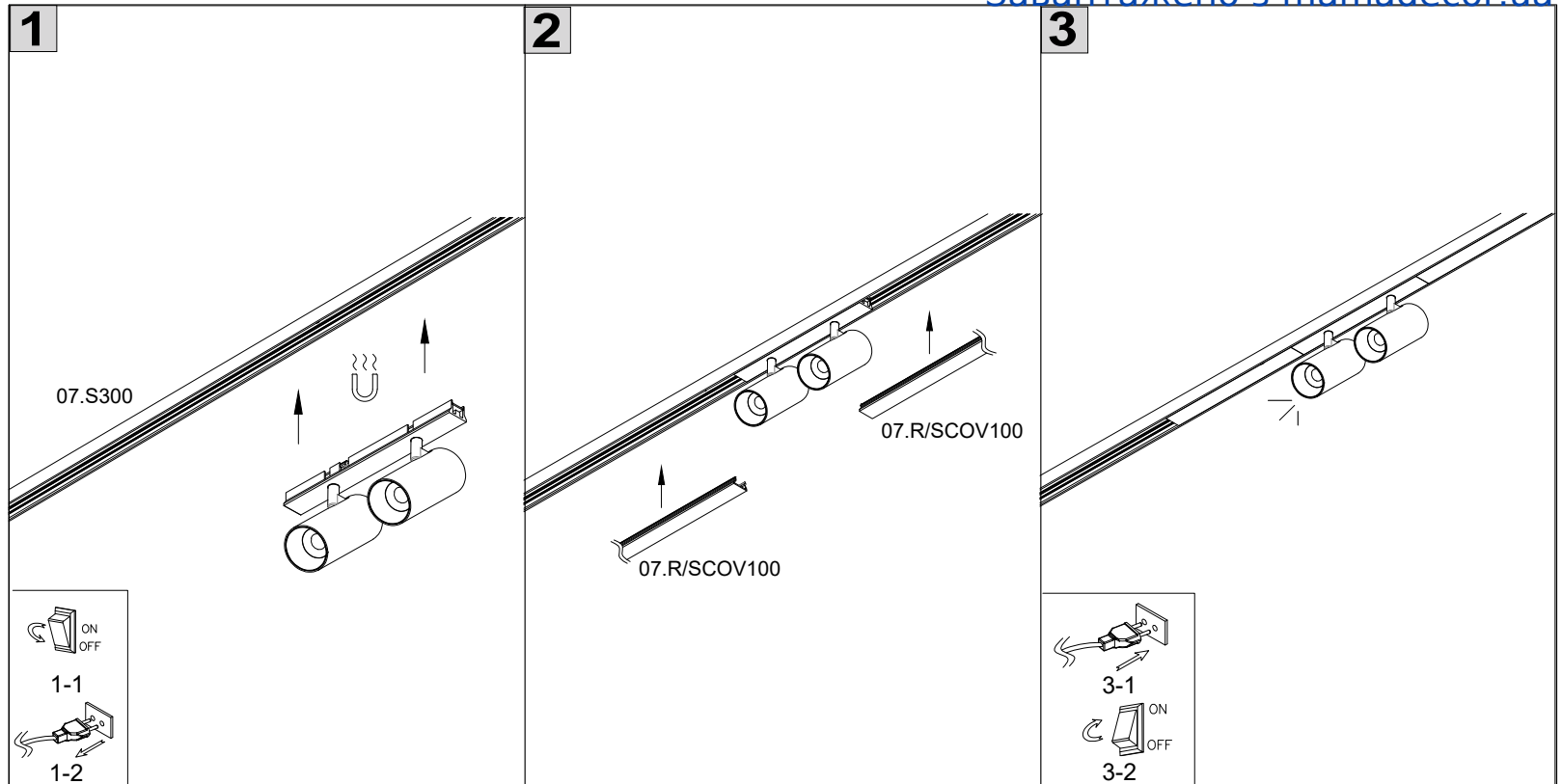
**⚠ DO NOT CONNECT THE APPLIANCE DIRECTLY TO HIGH-VOLTAGE POWER SUPPLY IF DRIVER IS NOT CONNECTED.**

USE THE CORRECT DRIVER TO CONNECT.

DO NOT TOUCH OR CLEAN THE LED ARRAY!  
IN ORDER TO AVOID DAMAGING THE LED CHIP!



CE F IP20



**LTX** Lightonix sp. z o.o.  
 UI Hoza, 86 lok. 410  
 00-682 Warszawa, Poland  
 Telephone: +48 516 808 834  
**LTX-LED.com** E-mail: info@ltx-led.com