

PRODUCT FAMILY DATASHEET

SURFACE CIRCULAR 350

Wall and ceiling luminaire with IP44



AREAS OF APPLICATION

- Corridors
- Stairways
- Bathrooms
- Foyers

PRODUCT BENEFITS

- High luminous efficacy
- Energy savings of up to 55 % compared to luminaires that use CFL
- Easy and quick installation
- Very homogenous light
- Clear cover protects the reflector against dust and contact
- 3 years guarantee

PRODUCT FEATURES

- Beam angle: 120°
- Type of protection: IP44
- Impact resistance: IK03
- Metal housing, PMMA cover
- Ambient temperature in operation: -20...+40 °C

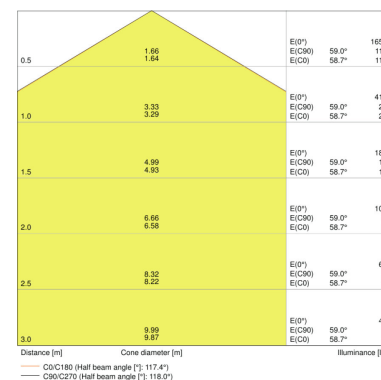
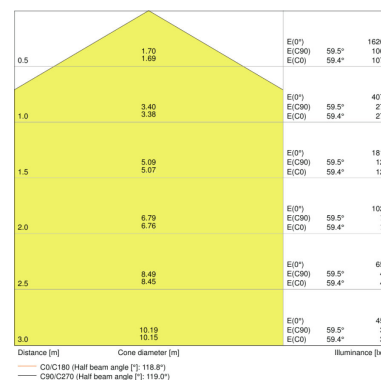
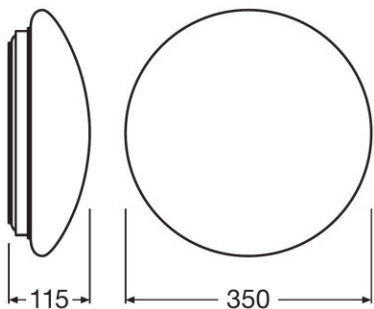


TECHNICAL DATA

Product description	Electrical data			Luminaire control gear data		Photometrical data			Light technical data	Dimensions & weight
	Nominal wattage	Nominal voltage	Mains frequency	Low flicker	Ouput current	Luminous flux	Light color (designation)	Color rendering index Ra	Beam angle	Diameter
SF CIRCULAR 350 18 W 3000 K IP44 WT	18.00 W	220...240 V	50/60 Hz	Yes	117 mA	1440 lm	Warm White	>80	120 °	350.0 mm
SF CIRCULAR 350 18 W 4000 K IP44 WT	18.00 W	220...240 V	50/60 Hz	Yes	117 mA	1440 lm	Cool White	>80	120 °	350.0 mm

Product description	Height	Product weight	Colors & materials				Temperatures & operating conditions	Lifespan	
			Body material	Product color	Housing color	Cover material	Ambient temperature range	Number of switching cycles	Lifespan L70/B50 at 25 °C
SF CIRCULAR 350 18 W 3000 K IP44 WT	115.0 mm	600.00 g	Steel	White	White	Polymethylmethacrylate (PMMA)	-20...+40 °C	100000	30000 h
SF CIRCULAR 350 18 W 4000 K IP44 WT	115.0 mm	600.00 g	Steel	White	White	Polymethylmethacrylate (PMMA)	-20...+40 °C	100000	30000 h

Product description	Lifespan L80/B10 at 25 °C	Lifespan L90/B10 at 25 °C	Capabilities		Certificates & standards		Logistical data
			Dimmable	Type of connection	Protection class	Type of protection	Temperature range at storage
SF CIRCULAR 350 18 W 3000 K IP44 WT	22000 h	15000 h	No	Screw terminal, 3-Pole	I	IP44	-25...+70 °C
SF CIRCULAR 350 18 W 4000 K IP44 WT	22000 h	15000 h	No	Screw terminal, 3-Pole	I	IP44	-25...+70 °C



SF CIRCULAR 350 18 W 3000 K IP44 WT, SF CIRCULAR 350 18 W 4000 K IP44 WT

SF CIRCULAR 350 18 W 3000 K IP44 WT

SF CIRCULAR 350 18 W 4000 K IP44 WT

EQUIPMENT / ACCESSORIES

- Replacement cover optional available

APPLICATION ADVICE

For more detailed application information and graphics please see product datasheet.

LOGISTICAL DATA

Product code	Packaging unit (Pieces/Unit)	Dimensions (length x width x height)	Gross weight	Volume
4058075080027	Shipping carton box 5	625 mm x 410 mm x 410 mm	5862.00 g	105.06 dm ³
4058075080041	Shipping carton box 5	625 mm x 410 mm x 410 mm	5862.00 g	105.06 dm ³

Product code	Packaging unit (Pieces/Unit)	Dimensions (length x width x height)	Gross weight	Volume
--------------	------------------------------	--------------------------------------	--------------	--------

The mentioned product code describes the smallest quantity unit which can be ordered. One shipping unit can contain one or more single products. When placing an order, for the quantity please enter single or multiples of a shipping unit.

REFERENCES / LINKS

For Guarantee see

▶ www.ledvance.com/guarantee

DISCLAIMER

Subject to change without notice. Errors and omission excepted. Always make sure to use the most recent release.