

# PRODUCT FAMILY DATASHEET

## SURFACE BULKHEAD 250 SENSOR EMERGENCY

Robust wall and ceiling luminaire with IP65 protection, high-frequency sensor and integrated emergency lighting function



### AREAS OF APPLICATION

- Emergency illumination of escape routes
- Antipanic lighting
- Buildings requiring up to 3 h emergency light operation
- Direct replacement for luminaires with fluorescent lamps
- Corridors, stairways, entrance areas
- Passages, underpasses
- Public areas

### PRODUCT BENEFITS

- Multiple adjustments of sensor range, daylight detection and hold time
- Seamless integration of luminaires with emergency lighting function into general lighting
- Easy wiring thanks to included prewired driver and battery for Emergency lighting function
- Separate covers available for an aesthetic and functional product design
- 3 years guarantee
- Operation of integrated emergency lighting function with long life LiFePO4 battery with 3h battery discharge time
- High luminous efficacy in normal operation
- Suitable for use in dusty and damp locations thanks to high IP rating
- Suitable for use in public areas thanks to high IK rating
- Multiple mounting patterns for convenient installation
- Convenient visualization of results of automatic test with an included control LED
- Simple testing of luminaires with emergency lighting function thanks to integrated automatic test function

### PRODUCT FEATURES



- High frequency sensor for daylight and motion detection
- Certified according to European norms (EN 60598-1:2015; EN 60598-2-22:2014)
- Luminaire suited for normal lighting and emergency lighting
- Self-contained luminaires
- Emergency lighting function: battery discharge time of 3 h
- Function test of emergency lighting: automatic (AT)
- Battery technology: LiFePO4
- Ambient temperature in operation: 5°...+40 C
- UV-stabilized polycarbonate (PC) housing, PC-diffuser
- Impact resistance: IK10
- Push wire terminal for tool-free connection
- Through-wiring possible

**TECHNICAL DATA**

Product description	Electrical data				Luminaire control gear data	Photometrical data			
	Nominal wattage	Nominal voltage	Mains frequency	Wattage in emergency operation mode	Low flicker	Luminous flux	Light color (designation)	Color rendering index Ra	Luminous flux in emergency operation mode
SF BLKH 250 S EM 10W/3000K WT IP65 <sup>1)</sup>	11.50 W	220...240 V	50/60 Hz	3.0 W	Yes	800 lm	Warm White	>80	300 lm
SF BLKH 250 S EM 10W/4000K WT IP65 <sup>1)</sup>	11.50 W	220...240 V	50/60 Hz	3.0 W	Yes	800 lm	Cool White	>80	300 lm
SF BLKH 250 S EM 10W/3000K BK IP65 <sup>1)</sup>	11.50 W	220...240 V	50/60 Hz	3.0 W	Yes	800 lm	Warm White	>80	300 lm
SF BLKH 250 S EM 10W/4000K BK IP65 <sup>1)</sup>	11.50 W	220...240 V	50/60 Hz	3.0 W	Yes	800 lm	Cool White	>80	300 lm

Product description	Luminous flux in maintained operation mode	Light technical data	Luminaire sensor data	Dimensions & weight			Colors & materials		
		Beam angle	Type of sensor	Diameter	Height	Product weight	Body material	Housing color	Product color
SF BLKH 250 S EM 10W/3000K WT IP65 <sup>1)</sup>	800 lm	120 °	Motion / Light	258.0 mm	70.0 mm	810.00 g	Polycarbonate (PC)	White	White


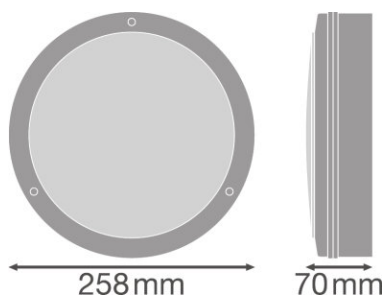
Product description	Luminous flux in maintained operation mode	Light technical data	Luminaire sensor data	Dimensions & weight			Colors & materials		
		Beam angle	Type of sensor	Diameter	Height	Product weight	Body material	Housing color	Product color
SF BLKH 250 S EM 10W/4000K WT IP65 <sup>1)</sup>	800 lm	120 °	Motion / Light	258.0 mm	70.0 mm	810.00 g	Polycarbonate (PC)	White	White
SF BLKH 250 S EM 10W/3000K BK IP65 <sup>1)</sup>	800 lm	120 °	Motion / Light	258.0 mm	70.0 mm	810.00 g	Polycarbonate (PC)	Black	Black
SF BLKH 250 S EM 10W/4000K BK IP65 <sup>1)</sup>	800 lm	120 °	Motion / Light	258.0 mm	70.0 mm	810.00 g	Polycarbonate (PC)	Black	Black

Product description	Cover material	Temperatures & operating conditions	Lifespan	Additional product data			
		Ambient temperature range	Number of switching cycles	Lifespan L70/B50 at 25 °C	Lifespan L80/B10 at 25 °C	Lifespan L90/B10 at 25 °C	Type of Battery
SF BLKH 250 S EM 10W/3000K WT IP65 <sup>1)</sup>	Polycarbonate (PC)	+5...+40 °C	100000	50000 h	35000 h	20000 h	LiFePO4
SF BLKH 250 S EM 10W/4000K WT IP65 <sup>1)</sup>	Polycarbonate (PC)	+5...+40 °C	100000	50000 h	35000 h	20000 h	LiFePO4
SF BLKH 250 S EM 10W/3000K BK IP65 <sup>1)</sup>	Polycarbonate (PC)	+5...+40 °C	100000	50000 h	35000 h	20000 h	LiFePO4
SF BLKH 250 S EM 10W/4000K BK IP65 <sup>1)</sup>	Polycarbonate (PC)	+5...+40 °C	100000	50000 h	35000 h	20000 h	LiFePO4


Product description	Capabilities					
	Dimmable	Type of connection	Battery life in emergency operation mode	Area of emergency application	Type of emergency light operation	Type of emergency operation test
SF BLKH 250 S EM 10W/3000K WT IP65 <sup>1)</sup>	No	Screwless terminal	3 h	Anti-panic lighting / Escape route lighting	Maintained / Non-maintained	Automatic
SF BLKH 250 S EM 10W/4000K WT IP65 <sup>1)</sup>	No	Screwless terminal	3 h	Anti-panic lighting / Escape route lighting	Maintained / Non-maintained	Automatic
SF BLKH 250 S EM 10W/3000K BK IP65 <sup>1)</sup>	No	Screwless terminal	3 h	Anti-panic lighting / Escape route lighting	Maintained / Non-maintained	Automatic
SF BLKH 250 S EM 10W/4000K BK IP65 <sup>1)</sup>	No	Screwless terminal	3 h	Anti-panic lighting / Escape route lighting	Maintained / Non-maintained	Automatic

Product description	Battery charging time	Certificates & standards		Logistical data
		Protection class	Type of protection	Temperature range at storage
SF BLKH 250 S EM 10W/3000K WT IP65 <sup>1)</sup>	<24 h	II	IP65	5...+35 °C
SF BLKH 250 S EM 10W/4000K WT IP65 <sup>1)</sup>	<24 h	II	IP65	5...+35 °C
SF BLKH 250 S EM 10W/3000K BK IP65 <sup>1)</sup>	<24 h	II	IP65	5...+35 °C
SF BLKH 250 S EM 10W/4000K BK IP65 <sup>1)</sup>	<24 h	II	IP65	5...+35 °C


<sup>1)</sup> Available from March 2020



SF BLKH 250 S EM 10W/3000K WT IP65



SF BLKH 250 S EM 10W/4000K WT IP65



SF BLKH 250 S EM 10W/3000K BK IP65

SF BLKH 250 S EM 10W/3000K WT IP65, SF BLKH 250 S EM 10W/4000K WT IP65, SF BLKH 250 S EM 10W/3000K BK IP65, SF BLKH 250 S EM 10W/4000K BK IP65



SF BLKH 250 S EM 10W/4000K BK IP65

### EQUIPMENT / ACCESSORIES

- Additional cover rings in different designs available
- Mounting screws and dowels included

### APPLICATION ADVICE

For more detailed application information and graphics please see product datasheet.

### LOGISTICAL DATA

Product code	Packaging unit (Pieces/Unit)	Dimensions (length x width x height)	Gross weight	Volume
4058075375093	Shipping carton box 8	550 mm x 285 mm x 315 mm	7718.00 g	49.38 dm <sup>3</sup>
4058075375116	Shipping carton box 8	550 mm x 285 mm x 315 mm	7718.00 g	49.38 dm <sup>3</sup>

