

# PRODUCT DATASHEET

## DL ALU EM DN200 35 W 6500 K AT 3H WT

**DOWNLIGHT ALU EMERGENCY | Downlight luminaires with aluminum housing and integrated emergency lighting function**



### AREAS OF APPLICATION

- Emergency illumination of escape routes
- Antipanic lighting
- Buildings requiring up to 3 h emergency light operation
- Direct replacement for luminaires with compact fluorescent lamps
- General illumination
- Public areas
- Corridors, stairways, entrance areas
- Shops

### PRODUCT BENEFITS

- Seamless integration of luminaires with emergency lighting function into general lighting
- Easy wiring thanks to included prewired driver and battery for Emergency lighting function
- Simple testing of luminaires with emergency lighting function thanks to integrated automatic test function
- Convenient visualization of results of automatic test with an included control LED
- Operation of integrated emergency lighting function with long life LiFePO4 battery with 3h battery discharge time
- High luminous efficacy in normal operation
- Energy savings of up to 60 % compared to luminaires that use CFL
- Very homogenous light
- Functional design
- Easy installation with fast connection
- 3 years guarantee

### PRODUCT FEATURES

- Luminaire suited for normal lighting and emergency lighting



- Certified according to European norms (EN 60598-1:2015; EN 60598-2-22:2014)
- Self-contained luminaires
- Emergency lighting function: battery discharge time of 3 h
- Function test of emergency lighting: automatic (AT)
- Battery technology: LiFePO4
- Diameter of required ceiling cut-out: 150 mm or 200 mm (depending on version)
- Type of protection: IP44

## TECHNICAL DATA

### Electrical data

Nominal wattage	35.00 W
Operating mode	External LED driver
Nominal voltage	220...240 V
Power factor $\lambda$	>0.90
Mains frequency	50/60 Hz
Max. no. of lum. on circuit break. B16 A	34
Max. no. of lum. on circuit break. C10 A	29
Max. no. of lum. on circuit break. C16 A	46
Inrush current	9.0 A
Total harmonic distortion	< 15 %
Wattage in emergency operation mode	3.0 W
Nominal voltage of battery	3.2 V
Wattage in maintained operation mode	35.0 W
Inrush current time $T_{h50}$	100 $\mu$ s

### Luminaire control gear data

ECG - Length	138 mm
ECG - Width	45 mm

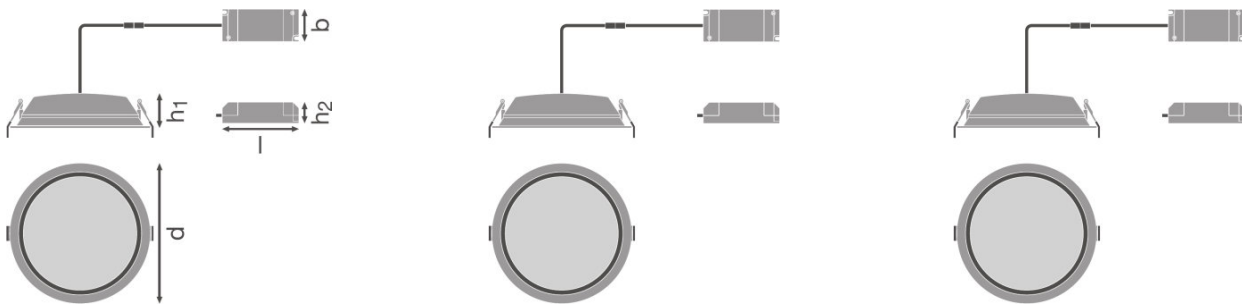
### Photometrical data

Color temperature	6500 K
Luminous flux	3150 lm
Luminous efficacy	90 lm/W
Standard deviation of color matching	$\leq 6$ sdc <sub>m</sub>
Light color (designation)	Cool Daylight
Color rendering index Ra	>80
Luminous flux in emergency operation mode	400 lm
Luminous flux in maintained operation mode	3150 lm

### Light technical data

Beam angle	100.00 °
------------	----------

## Dimensions & weight



<b>Diameter</b>	215.0 mm
<b>Height</b>	61.0 mm
<b>Product weight</b>	950.00 g
<b>Mounting diameter</b>	200 mm

## Colors & materials

<b>Body material</b>	Aluminum
<b>Product color</b>	White
<b>Housing color</b>	White
<b>Cover material</b>	Polymethylmethacrylate (PMMA)

## Temperatures & operating conditions

<b>Ambient temperature range</b>	+5...+40 °C
----------------------------------	-------------

## Lifespan

<b>Number of switching cycles</b>	100000
<b>Lifespan L70/B50 at 25 °C</b>	50000 h
<b>Lifespan L80/B10 at 25 °C</b>	45000 h
<b>Lifespan L90/B10 at 25 °C</b>	30000 h

## Additional product data

<b>Mounting type</b>	Recessed
<b>Mounting location</b>	Ceiling
<b>Type of Battery</b>	LiFePO4

## Capabilities

<b>Dimmable</b>	No
<b>Type of connection</b>	Screw terminal, 2-POLE (N, L. L switchable)
<b>LED module replaceable</b>	Not replaceable

Type of emergency operation test	Automatic
Battery life in emergency operation mode	3 h
Battery charging time	<24 h
Area of emergency application	Anti-panic lighting / Escape route lighting
Type of emergency light operation	Maintained / Non-maintained
Integrated test switch	No

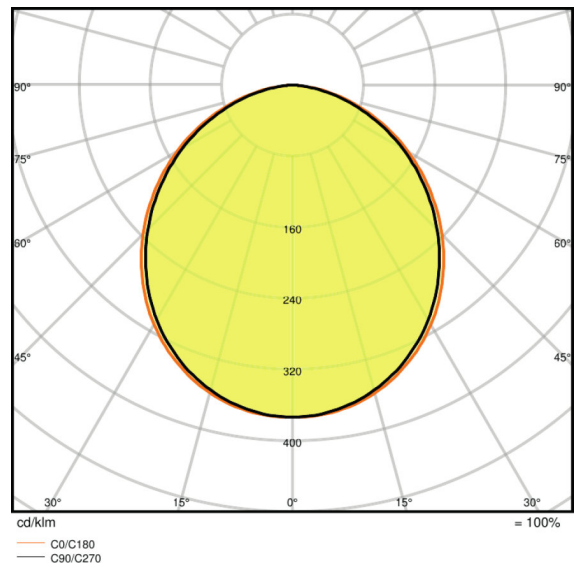
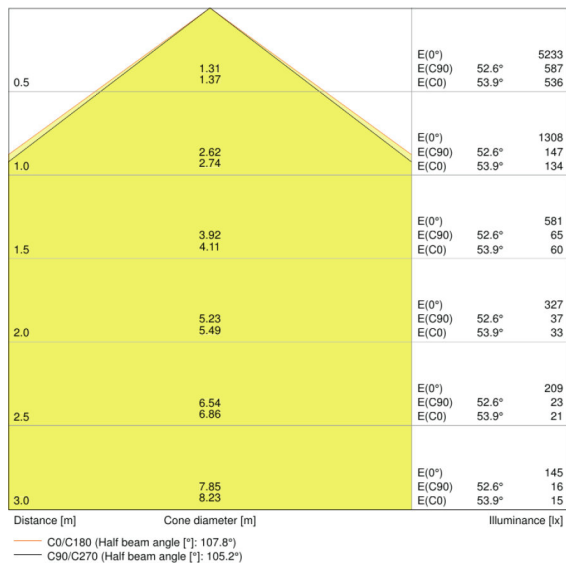
Certificates & standards

Protection class IK (shock resistance)	IK02
Glow Wire Test according to IEC 60695-2-12	650 °C
Photobio. safety group acc. to EN62471	RG0
Protection class	II
Type of protection	IP44/IP20
Standards	CE/CB/EAC/RoHS

Logistical data

Temperature range at storage	5...+35 °C
------------------------------	------------

Light Distribution



LDC typ cone

LDC typ polar

EQUIPMENT / ACCESSORIES

- Control LED with a holder for recessed installation included

---

## LOGISTICAL DATA

Product code	Packaging unit (Pieces/Unit)	Dimensions (length x width x height)	Gross weight	Volume
4058075204362	Folding carton box 1	322 mm x 222 mm x 114 mm	1115.00 g	8.15 dm <sup>3</sup>
4058075204379	Shipping carton box 8	658 mm x 466 mm x 263 mm	6875.00 g	80.64 dm <sup>3</sup>

The mentioned product code describes the smallest quantity unit which can be ordered. One shipping unit can contain one or more single products. When placing an order, for the quantity please enter single or multiples of a shipping unit.

---

## REFERENCES / LINKS

For Guarantee see

▶ [www.ledvance.com/guarantee](http://www.ledvance.com/guarantee)

---

## DISCLAIMER

Subject to change without notice. Errors and omission excepted. Always make sure to use the most recent release.