


PRODUCT DATASHEET

PANEL 600 36 W 4000 K OP WT

PANEL PFM HO 600 | Square recessed panel luminaires with high luminous flux, 600 x 600 mm



AREAS OF APPLICATION

- Direct replacement for luminaires with fluorescent lamps
- Corridors
- Offices
- Conference rooms
- Reception areas
- Foyers
- Elevators
- Suitable for recessed ceiling systems with grid size of 600 x 600 mm

PRODUCT BENEFITS

- High lumen output reduces the total number of panels per installation
- Light guide plate with micro structure made of non-yellowing material for long lifetime
- Low flicker light thanks to special electronic control gear
- Energy savings of up to 50 % (compared to luminaires that use fluorescent lamps)
- 5 years guarantee

PRODUCT FEATURES

- Luminous flux: up to 4,320 lm
- High luminous efficacy: up to 120 lm/W
- Lifetime (L80/B50): up to 60,000 h (at 25 °C)
- Aluminum housing, polystyrene diffuser



TECHNICAL DATA

Electrical data

Nominal wattage	36.00 W
Operating mode	External LED driver
Nominal voltage	220...240 V
Mains frequency	50/60 Hz
Power factor λ	> 0.95
Max. no. of lum. on circuit break. B16 A	17
Max. no. of lum. on circuit break. C10 A	35
Max. no. of lum. on circuit break. C16 A	56
Inrush current	15.0 A
Total harmonic distortion	$\leq 20 \%$

Luminaire control gear data

Low flicker	Yes
ECG - Length	150 mm
ECG - Width	41.4 mm

Photometrical data

Color temperature	4000 K
Color rendering index Ra	>80
Light color (designation)	Cool White
Luminous flux	4520 lm
Luminous efficacy	120 lm/W
Standard deviation of color matching	3 sdcn

Light technical data

Beam angle	120 °
------------	-------

Dimensions & weight



Length	595.0 mm
Width	595.0 mm
Height	12.2 mm
Product weight	3250.00 g
Mounting width	575.0 mm
Mounting length	575.0 mm

Colors & materials

Product color	White
Housing color	White
Body material	Aluminum
Light emitting surface material	Polystyrene

Temperatures & operating conditions

Ambient temperature range	-10...+40 °C
----------------------------------	--------------

Lifespan

Number of switching cycles	25000
Lifespan L70/B50 at 25 °C	80000 h
Lifespan L80/B10 at 25 °C	60000 h
Lifespan L90/B10 at 25 °C	35000 h

Additional product data

Mounting type	Recessed/Suspended/Surface
Mounting location	Ceiling / Wall

Capabilities

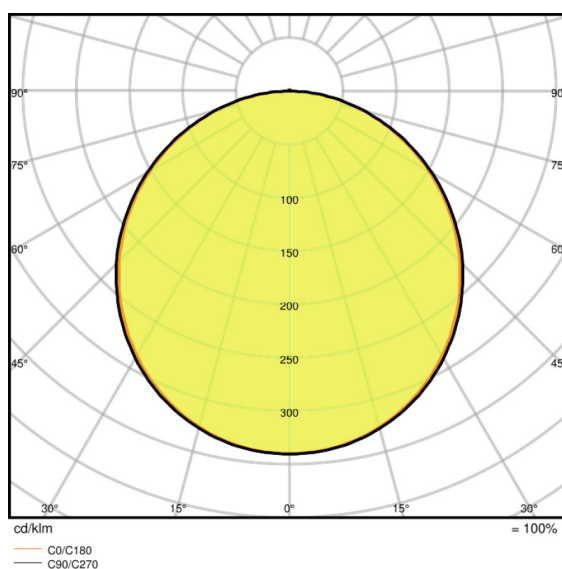
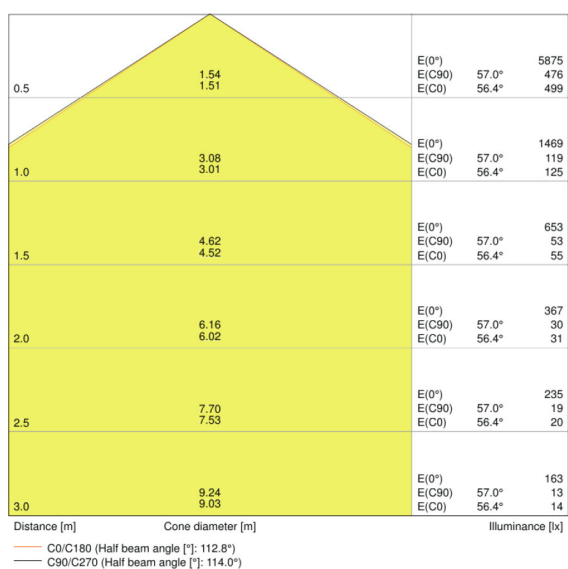
Dimmable	No
Type of connection	Screw terminal, 2-Pole (L,N)

LED module replaceable	Not replaceable
-------------------------------	-----------------

Certificates & standards

Type of protection	IP20
Protection class	II
Protection class IK (shock resistance)	IK03
Glow Wire Test according to IEC 695-2-1	650 °C
Photobiological safety group EN62778	RG 0
Standards	CE/CB/ENEC/TÜV SÜD/EAC/RoHS

Light Distribution



LDC typ cone

LDC typ polar

EQUIPMENT / ACCESSORIES

- Accessories for several mounting options available
- Security rope for luminaire included
- External control gear included

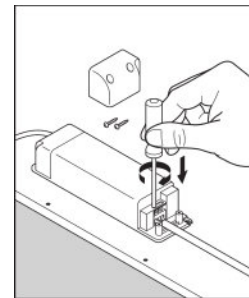
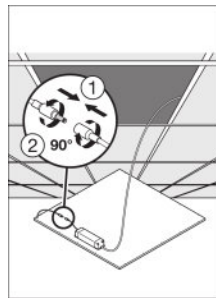
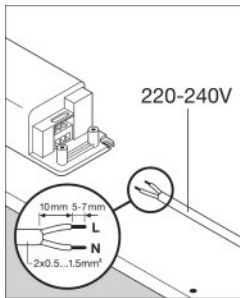
LOGISTICAL DATA

Product code	Packaging unit (Pieces/Unit)	Dimensions (length x width x height)	Gross weight	Volume
4058075113084	Folding carton box 1	625 mm x 38 mm x 680 mm	3545.00 g	16.15 dm ³

4058075113091	Shipping carton box 4	695 mm x 170 mm x 645 mm	15030.00 g	76.21 dm ³
---------------	--------------------------	--------------------------	------------	-----------------------

The mentioned product code describes the smallest quantity unit which can be ordered. One shipping unit can contain one or more single products. When placing an order, for the quantity please enter single or multiples of a shipping unit.

ADDITIONAL CATALOG INFORMATION



REFERENCES / LINKS

For Guarantee see

▶ www.ledvance.com/guarantee

DISCLAIMER

Subject to change without notice. Errors and omission excepted. Always make sure to use the most recent release.