


# PRODUCT FAMILY DATASHEET

## PANEL PFM HO 600

Square recessed panel luminaires with high luminous flux, 600 x 600 mm



---

### AREAS OF APPLICATION

- Direct replacement for luminaires with fluorescent lamps
- Corridors
- Offices
- Conference rooms
- Reception areas
- Foyers
- Elevators
- Suitable for recessed ceiling systems with grid size of 600 x 600 mm

---

### PRODUCT BENEFITS

- High lumen output reduces the total number of panels per installation
- Light guide plate with micro structure made of non-yellowing material for long lifetime
- Low flicker light thanks to special electronic control gear
- Energy savings of up to 50 % (compared to luminaires that use fluorescent lamps)
- 5 years guarantee

---

### PRODUCT FEATURES

- Luminous flux: up to 4,320 lm
- High luminous efficacy: up to 120 lm/W
- Lifetime (L80/B50): up to 60,000 h (at 25 °C)
- Aluminum housing, polystyrene diffuser

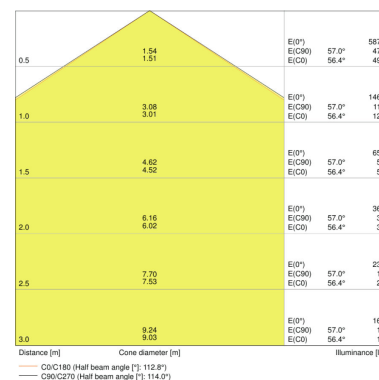
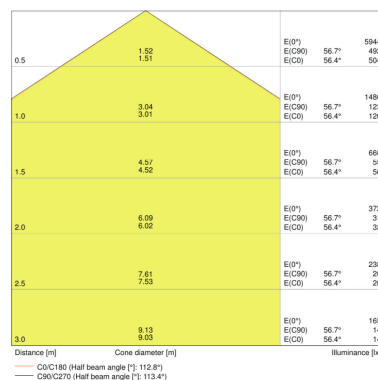
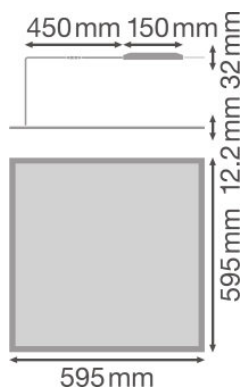


TECHNICAL DATA

Product description	Electrical data	Luminaire control gear data			Photometric data	Light technical data	Dimensions & weight		
	Nominal wattage	Low flicker	ECG - Length	ECG - Width	Luminous flux	Beam angle	Length	Width	Height
PANEL 600 36 W 3000 K OP WT	36.00 W	Yes	150 mm	41.4 mm	4320 lm	120 °	595.0 mm	595.0 mm	12.2 mm
PANEL 600 36 W 4000 K OP WT	36.00 W	Yes	150 mm	41.4 mm	4320 lm	120 °	595.0 mm	595.0 mm	12.2 mm

Product description	Product weight	Colors & materials			Temperatures & operating conditions	Lifespan		
		Product color	Housing color	Light emitting surface material	Ambient temperature range	Number of switching cycles	Lifespan L70/B50 at 25 °C	Lifespan L80/B10 at 25 °C
PANEL 600 36 W 3000 K OP WT	3250.00 g	White	White	Polystyrene	-10...+40 °C	25000	80000 h	60000 h
PANEL 600 36 W 4000 K OP WT	3250.00 g	White	White	Polystyrene	-10...+40 °C	25000	80000 h	60000 h

Product description	Lifespan L90/B10 at 25 °C	Additional product data		Capabilities
		Mounting type	Mounting location	Dimmable
PANEL 600 36 W 3000 K OP WT	35000 h	Recessed/Suspended/Surface	Ceiling / Wall	No
PANEL 600 36 W 4000 K OP WT	35000 h	Recessed/Suspended/Surface	Ceiling / Wall	No



PANEL 600 36 W 3000 K OP WT, PANEL 600 36 W 4000 K OP WT

PANEL 600 36 W 3000 K OP WT

PANEL 600 36 W 4000 K OP WT

### EQUIPMENT / ACCESSORIES

- Accessories for several mounting options available
- Security rope for luminaire included
- External control gear included

### APPLICATION ADVICE

For more detailed application information and graphics please see product datasheet.

### LOGISTICAL DATA

Product code	Packaging unit (Pieces/Unit)	Dimensions (length x width x height)	Gross weight	Volume
4058075113077	Shipping carton box 4	695 mm x 170 mm x 645 mm	15030.00 g	76.21 dm <sup>3</sup>

Product code	Packaging unit (Pieces/Unit)	Dimensions (length x width x height)	Gross weight	Volume
4058075113091	Shipping carton box 4	695 mm x 170 mm x 645 mm	15030.00 g	76.21 dm <sup>3</sup>

The mentioned product code describes the smallest quantity unit which can be ordered. One shipping unit can contain one or more single products. When placing an order, for the quantity please enter single or multiples of a shipping unit.

---

#### REFERENCES / LINKS

For Guarantee see

▶ [www.ledvance.com/guarantee](http://www.ledvance.com/guarantee)

---

#### DISCLAIMER

Subject to change without notice. Errors and omission excepted. Always make sure to use the most recent release.