

PRODUCT DATASHEET

O FACADE IND RD 13 W 3000 K IP54 GY

OUTDOOR FACADE INDIRECT | Luminaires with rotatable head and indirect light



AREAS OF APPLICATION

- Outdoor
- Building facades
- Decorative illumination

PRODUCT BENEFITS

- Energy-efficient thanks to LED technology
- 5 years guarantee
- Easy and quick installation
- Homogeneous light output

PRODUCT FEATURES

- Bright and functional outdoor LED luminaires
- Type of protection: IP54
- Die-cast aluminum housing
- Available in two housing colors: white and dark gray
- Swivel angle: 90°
- Diffuser made of opal PMMA



TECHNICAL DATA

Electrical data

Operating mode	Mains voltage
Mains frequency	50/60 Hz
Power factor λ	>0.5
Nominal wattage	13.00 W
Nominal voltage	220...240 V
Nominal current	0.063 A
Max. no. of lum. on circuit break. B16 A	75
Max. no. of lum. on circuit break. C10 A	96
Max. no. of lum. on circuit break. C16 A	60

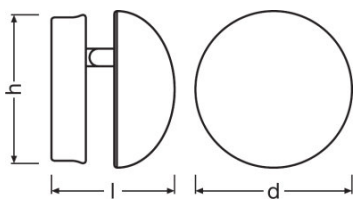
Photometrical data

Color temperature	3000 K
Luminous efficacy	35 lm/W
Luminous flux	480 lm
Light color (designation)	Warm White
Color rendering index Ra	≥ 80
Standard deviation of color matching	<6 sdc _m

Light technical data

Beam angle	240 °
------------	-------

Dimensions & weight



Diameter	150.0 mm
Height	118.0 mm
Product weight	790.00 g

Colors & materials

Product color	Gray
Housing color	Gray
Body material	Aluminum
Cover material	Polymethylmethacrylate (PMMA)

Temperatures & operating conditions

Ambient temperature range	-20...+40 °C
----------------------------------	--------------

Lifespan

Number of switching cycles	15000
Lifespan L70/B50 at 25 °C	30000 h

Additional product data

Mounting type	Surface
Mounting location	Wall

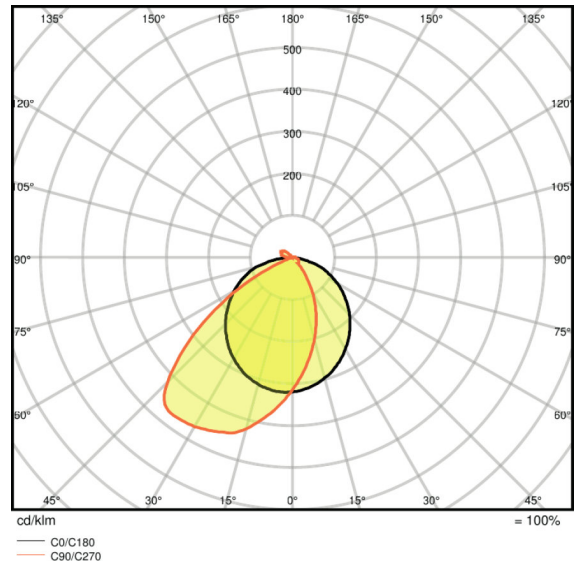
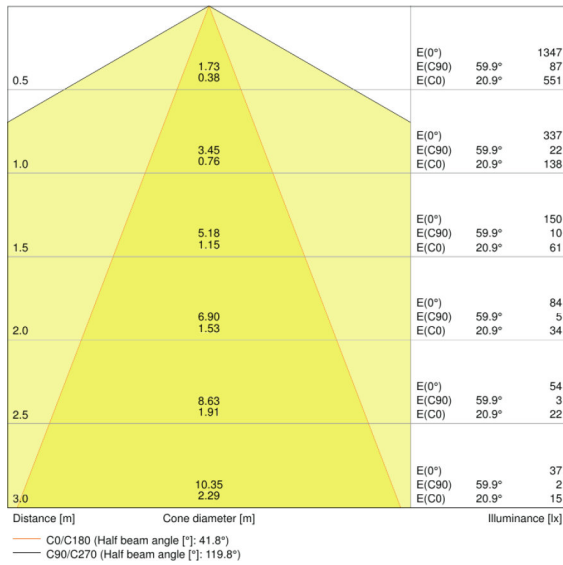
Capabilities

Dimmable	No
Type of connection	Screw terminal, 3-Pole
LED module replaceable	Not replaceable

Certificates & standards

Type of protection	IP54
Protection class	I
Protection class IK (shock resistance)	IK06
Glow Wire Test according to IEC 60695-2-12	-
Photobio. safety group acc. to EN62471	RG0
Standards	CE

Light Distribution



LDC typ cone

LDC typ polar

EQUIPMENT / ACCESSORIES

- Complete mounting and connecting accessories included

LOGISTICAL DATA

Product code	Packaging unit (Pieces/Unit)	Dimensions (length x width x height)	Gross weight	Volume
4058075075016	Folding carton box 1	138 mm x 170 mm x 170 mm	849.00 g	3.99 dm ³
4058075075023	Shipping carton box 6	300 mm x 275 mm x 185 mm	5308.00 g	15.26 dm ³

The mentioned product code describes the smallest quantity unit which can be ordered. One shipping unit can contain one or more single products. When placing an order, for the quantity please enter single or multiples of a shipping unit.

REFERENCES / LINKS

For Guarantee see

- ▶ www.ledvance.com/guarantee

DISCLAIMER

Subject to change without notice. Errors and omission excepted. Always make sure to use the most recent release.