

PRODUCT DATASHEET

O FACADE EDGE 12 W 3000 K IP54 GY

OUTDOOR FACADE EDGE | Slim LED luminaires with high light output and optional sensor



AREAS OF APPLICATION

- Outdoor
- Building facades
- Entrance lighting
- Gardens, balconies and other outdoor areas

PRODUCT BENEFITS

- Energy-efficient thanks to LED technology
- 5 years guarantee
- Easy and quick installation
- Homogeneous light output

PRODUCT FEATURES

- Very bright and functional outdoor LED luminaires
- Type of protection: IP54
- Die-cast aluminum housing
- Available with and without motion sensor
- Available in two housing colors: white and dark gray
- Diffuser made of opal polycarbonate with clear glass cover



TECHNICAL DATA

Electrical data

Operating mode	Mains voltage
Mains frequency	50/60 Hz
Power factor λ	>0.5
Nominal wattage	12.00 W
Nominal voltage	220...240 V
Nominal current	0.096 A
Max. no. of lum. on circuit break. B16 A	33
Max. no. of lum. on circuit break. C10 A	42
Max. no. of lum. on circuit break. C16 A	26

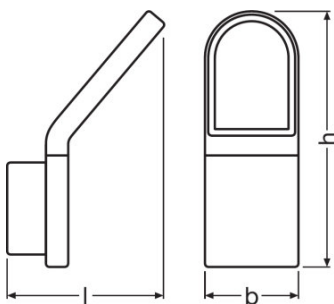
Photometrical data

Color temperature	3000 K
Luminous efficacy	60 lm/W
Luminous flux	740 lm
Light color (designation)	Warm White
Color rendering index Ra	≥ 80
Standard deviation of color matching	<6 sdc _m

Light technical data

Beam angle	110 °
------------	-------

Dimensions & weight



Length	168.0 mm
Width	100.0 mm
Height	273.0 mm
Product weight	1300.00 g

Colors & materials

Product color	Gray
Housing color	Gray
Body material	Aluminum
Cover material	Glass

Temperatures & operating conditions

Ambient temperature range	-20...+40 °C
----------------------------------	--------------

Lifespan

Number of switching cycles	15000
Lifespan L70/B50 at 25 °C	30000 h

Additional product data

Mounting type	Surface
Mounting location	Wall

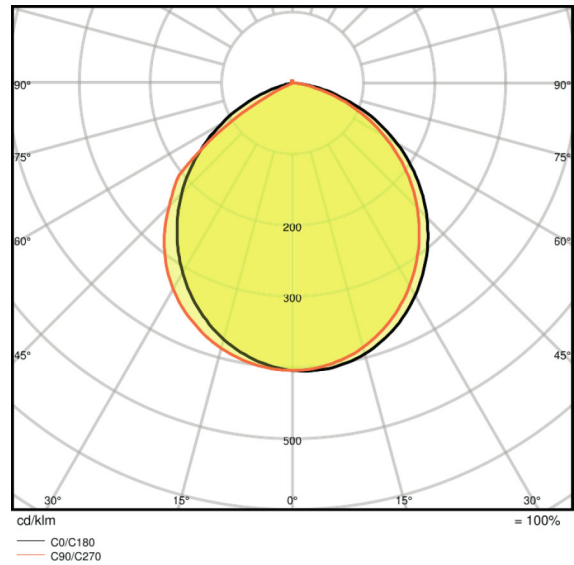
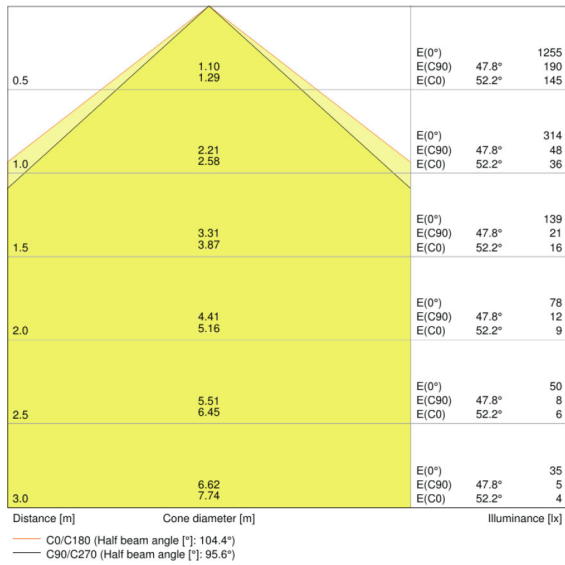
Capabilities

Dimmable	No
Type of connection	Screw terminal, 3-Pole
LED module replaceable	Not replaceable

Certificates & standards

Type of protection	IP54
Protection class	I
Protection class IK (shock resistance)	IK06
Glow Wire Test according to IEC 60695-2-12	-
Photobio. safety group acc. to EN62471	RG0
Standards	CE

Light Distribution



LDC typ cone

LDC typ polar

EQUIPMENT / ACCESSORIES

- Complete mounting and connecting accessories included

LOGISTICAL DATA

Product code	Packaging unit (Pieces/Unit)	Dimensions (length x width x height)	Gross weight	Volume
4058075074750	Folding carton box 1	134 mm x 204 mm x 296 mm	1370.00 g	8.09 dm ³
4058075074767	Shipping carton box 4	425 mm x 285 mm x 315 mm	5822.00 g	38.15 dm ³

The mentioned product code describes the smallest quantity unit which can be ordered. One shipping unit can contain one or more single products. When placing an order, for the quantity please enter single or multiples of a shipping unit.

REFERENCES / LINKS

For Guarantee see

- ▶ www.ledvance.com/guarantee

DISCLAIMER

Subject to change without notice. Errors and omission excepted. Always make sure to use the most recent release.