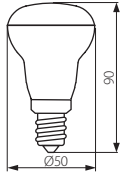
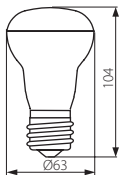




SIGO



SIGO R50 LED E14-WW
SIGO R50 LED E14-NW



SIGO R63 LED E27-WW
SIGO R63 LED E27-NW

SIGO R63 LED E27-WW
SIGO R63 LED E27-NW

SIGO R50 LED E14-WW
SIGO R50 LED E14-NW



Kanlux



kWh/1000h



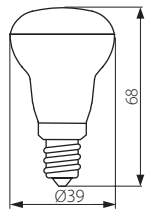
Model	Part No.	Power [W]	Beam Angle [°]	Base	Light Output [lm]	Energy [kWh/1000h]	Lifetime [h]	Color Temp [K]
SIGO R50 LED E14-WW	22735	6	6 - 41	E14	480	6	3000	≤ 6x MacAdam
SIGO R50 LED E14-NW	22736	6	6 - 41	E14	480	6	4000	≤ 6x MacAdam
SIGO R63 LED E27-WW	22737	8	8 - 50	E27	640	8	3000	≤ 6x MacAdam
SIGO R63 LED E27-NW	22738	8	8 - 50	E27	640	8	4000	≤ 6x MacAdam



SIGO



SIGO R39 LED E14-WW
SIGO R39 LED E14-NW



SIGO R39 LED E14-WW
SIGO R39 LED E14-NW



Kanlux



		[W]	[W]		[lm]	kWh/1000h	Tc [K]
SIGO R39 LED E14-WW	22733	4	4 - 30	E14	320	4	3000
SIGO R39 LED E14-NW	22734						4000

≤ 6x MacAdam