

Kanlux

T8 LED GLASSV3

ŹRÓDŁO ŚWIATŁA LED ► LED LIGHT SOURCE



T8 LED GLASSV3



up to

140 $\frac{\text{lm}}{\text{W}}$

PF >0,9
high

IC
driver

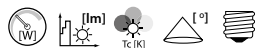
GLASS
tube

Kanlux T8 LED GLASS to znana i sprawdzona linia świetlówek oparta na wysokowydajnych diodach LED SMD, które umieszczone są w mlecznym, szklanym korpusie. Wysoka jakość wykonania i dbałość o najlepszej klasy komponenty to najważniejsze cechy T8 LED GLASSV3.

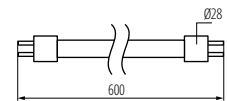
Jednostronne zasilanie świetlówek LED
Materiał klosza: szkło

The Kanlux T8 LED GLASS is a well-known and proven line of fluorescent lamps utilising high-performance SMD LED's in a milky-coloured glass body. The high quality of workmanship and the care taken over choosing the best-quality components are the most-important features of the T8 LED GLASSV3.

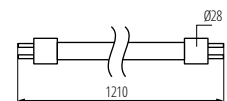
One-way fluorescent LED-power supply
Lampshade material: glass



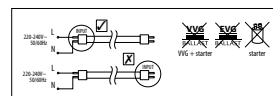
T8 LED GLASSV3 9W-NW	26062	5905339260628	9	1260	4000	250	G13
T8 LED GLASSV3 9W-CW	26063	5905339260635	9	1260	6500	250	G13
T8 LED GLASSV3 18W-NW	26064	5905339260642	18	2520	4000	250	G13
T8 LED GLASSV3 18W-CW	26065	5905339260659	18	2520	6500	250	G13
T8 LED GLASSV3 24W-NW	26066	5905339260666	24	3360	4000	250	G13
T8 LED GLASSV3 24W-CW	26067	5905339260673	24	3360	6500	250	G13



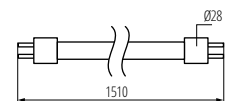
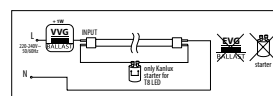
T8 LED GLASSV3 9W



T8 LED GLASSV3 18W



OR



T8 LED GLASSV3 24W

[VI]	[Hz]	SMD	elliptic ≤ 6x MacAdam	Ra ≥80	≥15000	25000	Hg
220-240 AC	50/60						
		A**	N ONE SIDE INPUT	[-10+40]	CE	EAC	