

VERDI

Downlights

VERDI

Downlights

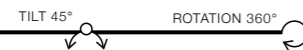
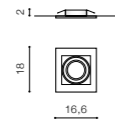


**VERDI** bulb not included

|                               |                                     |
|-------------------------------|-------------------------------------|
| product code – look <b>AZ</b> | connect 1x ES111 MAX 50W or ADAP111 |
| aluminium                     | connect GU10 1x Max 40W             |
| IP20                          | installation place                  |
| group energy label            | inlet opening                       |

COLOUR / NEW INDEX NO.

- WHITE (WH) ..... **AZ3526**
- BLACK (BK) ..... **AZ3527**

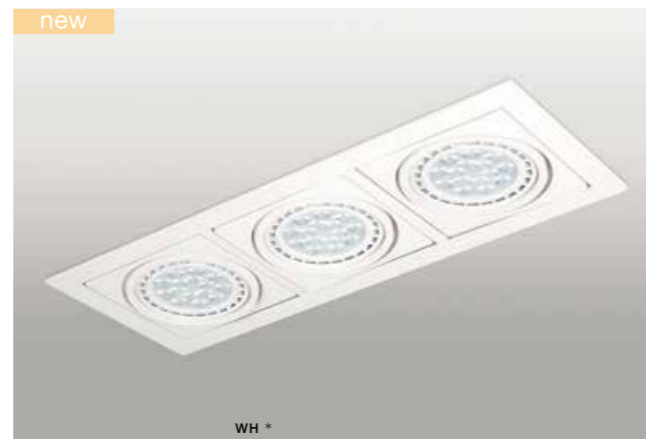

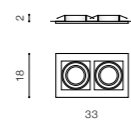


**VERDI 2** bulb not included

|                               |                                     |
|-------------------------------|-------------------------------------|
| product code – look <b>AZ</b> | connect 2x ES111 MAX 50W or ADAP111 |
| aluminium                     | connect GU10 2x Max 40W             |
| IP20                          | installation place                  |
| group energy label            | inlet opening                       |

COLOUR / NEW INDEX NO.

- WHITE (WH) ..... **AZ3528**
- BLACK (BK) ..... **AZ3529**


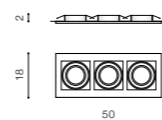


**VERDI 3** bulb not included

|                               |                                     |
|-------------------------------|-------------------------------------|
| product code – look <b>AZ</b> | connect 3x ES111 MAX 50W or ADAP111 |
| aluminium                     | connect GU10 3x Max 40W             |
| IP20                          | installation place                  |
| group energy label            | inlet opening                       |

COLOUR / NEW INDEX NO.

- WHITE (WH) ..... **AZ3530**
- BLACK (BK) ..... **AZ3531**



\* - EXPLANATION SHORTCUT PAGE 2 (E)

