



WH / BK *

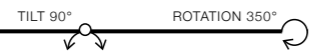
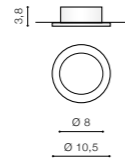
IBIZA

bulb not included

GM2114 WH/BK	connect GU10 1x Max 50W
aluminium	
IP20	installation place
group energy label	inlet opening Ø8,5cm

COLOUR / NEW INDEX NO.

- WHITE / BLACK (WH / BK) **AZ1361**
- BLACK / GOLD (BK / GO) **AZ2804**
- WHITE / WHITE (WH / WH) **AZ2803**
- BLACK / BLACK (BK / BK) **AZ3532**



CH *

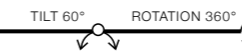
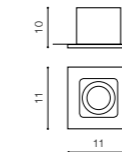
CESAR

bulb not included

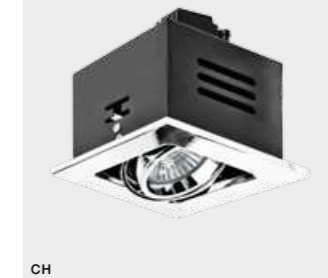
product code – look AZ	connect GU10 1x Max 50W
aluminium	
IP20	installation place
group energy label	inlet opening 7x7cm

COLOUR / NEW INDEX NO.

- CHROME (CH) **AZ1152**



CH



CH



* - EXPLANATION SHORTCUT PAGE 2 (E)