



MALTA R

122

Downlights



MALTA R 40 3000K / 4000K

LED integrated

| | | |
|---------------|----------------------|--|
| voltage: 230V | LED 32W 2700lm 3000K | |
| IP20 | LED 32W 2700lm 4000K | |
| technical | installation place | |
| specification | beam angle: 115° | |

COLOUR / NEW INDEX NO.

- 3000K WHITE (WH) **AZ4245**
- 3000K BLACK (BK) **AZ4247**
- 4000K WHITE (WH) **AZ4246**
- 4000K BLACK (BK) **AZ4248**




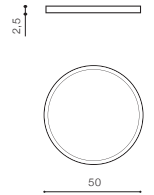
MALTA R 50 3000K / 4000K

LED integrated

| | | |
|---------------|----------------------|--|
| voltage: 230V | LED 42W 3400lm 3000K | |
| IP20 | LED 42W 3200lm 3000K | |
| technical | installation place | |
| specification | beam angle: 115° | |

COLOUR / NEW INDEX NO.

- 3000K WHITE (WH) **AZ4249**
- 3000K BLACK (BK) **AZ4251**
- 4000K WHITE (WH) **AZ4250**
- 4000K BLACK (BK) **AZ4252**



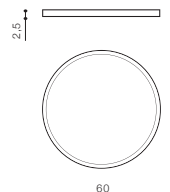
MALTA R 60 3000K / 4000K

LED integrated

| | | |
|---------------|----------------------|--|
| voltage: 230V | LED 48W 4100lm 3000K | |
| IP20 | LED 48W 4400lm 4000K | |
| technical | installation place | |
| specification | beam angle: 115° | |

COLOUR / NEW INDEX NO.

- 3000K WHITE (WH) **AZ4253**
- 3000K BLACK (BK) **AZ4255**
- 4000K WHITE (WH) **AZ4254**
- 4000K BLACK (BK) **AZ4256**



* - EXPLANATION SHORTCUT PAGE 2 (E)