

## PIMLICO 400

astro

## GENERAL

|                           |                         |
|---------------------------|-------------------------|
| LOCATION:                 | Exterior                |
| CLASS:                    | CE (Class I)            |
| IP RATING:                | IP23                    |
| BATHROOM ZONE:            | Zone 3                  |
| DRIVER REQUIRED:          | No                      |
| INSTALLATION ORIENTATION: | Wall Mount              |
| MAIN MATERIAL:            | Metal - Stainless Steel |
| DIMENSIONS (mm):          | H: 400 W:134 D:192      |
| CUT OUT HOLE (mm):        | -                       |
| RECESS DEPTH (mm):        | -                       |
| FIRE RATING:              | -                       |
| CABLE LENGTH (mm):        | -                       |
| GROSS WEIGHT (kg):        | 2.84                    |

## LAMP

|                                |                |
|--------------------------------|----------------|
| LIGHT SOURCE:                  | E27/ES         |
| WATTAGE:                       | 60W            |
| LAMP INCLUDED:                 | No             |
| MAXIMUM LAMP LENGTH (mm):      | -              |
| LUMINOUS FLUX (lm):            | Lamp Dependent |
| COLOUR TEMP (K):               | Lamp Dependent |
| CRI (Ra):                      | Lamp Dependent |
| MACADAM ELLIPSE:               | Lamp Dependent |
| TILT ADJUSTABLE ANGLE (°):     | -              |
| ROTATION ADJUSTABLE ANGLE (°): | -              |
| LIFETIME (hrs):                | Lamp Dependent |
| BEAM ANGLE (°):                | Lamp Dependent |

## ELECTRICAL

|                             |                |
|-----------------------------|----------------|
| SWITCHED:                   | No             |
| DIMMABLE:                   | Yes            |
| DIMMING METHOD:             | Lamp Dependent |
| SUPPLY FREQUENCY (Hz):      | -              |
| DRIVER/BALLAST VOLTAGE (V): | -              |
| DRIVER LIFETIME (hrs):      | -              |
| EFFICACY (lm/W):            | Lamp Dependent |

## ADDITIONAL INFORMATION:

|                          |       |
|--------------------------|-------|
| SHADE INCLUDED:          | -     |
| SHADE/DIFFUSER MATERIAL: | Glass |
| SHADE/DIFFUSER FINISH    | Clear |
| F MARK:                  | -     |



CODE: 1413001  
FINISH: TEXTURED BLACK



CODE: 1413002  
FINISH: BRONZE



CODE: 1413003  
FINISH: ANTIQUE BRASS

THIS PRODUCT IS NOT SUITABLE FOR INSTALLATION WITHIN FIVE MILES OF THE COAST. FOR THESE ENVIRONMENTS, PLEASE FILTER PRODUCTS ON THE ASTRO WEBSITE BY 'COASTAL'.

Ce produit n'est pas adapté à une installation à 8 km environ des côtes. Pour ces environnements, veuillez rechercher des produits adaptés sur le site web d'Astro en sélectionnant la gamme "Coastal".

Dieses Produkt ist nicht für die Installation innerhalb von fünf Meilen (acht Kilometern) von einer Küste entfernt geeignet. Für solche Umgebungen filtern Sie bitte die Produkte auf der Astro-Website nach „Coastal“.

Questo prodotto non è adatto per l'installazione entro 8 chilometri dalla costa. Per questi ambienti, filtrare i prodotti sul sito web Astro con il termine 'Coastal'.

TO MAINTAIN THIS PRODUCT TO ITS BEST CONDITION, PLEASE VIEW OUR CARE AND CLEANING GUIDE ON THE SUPPORT SECTION OF THE ASTRO WEBSITE.

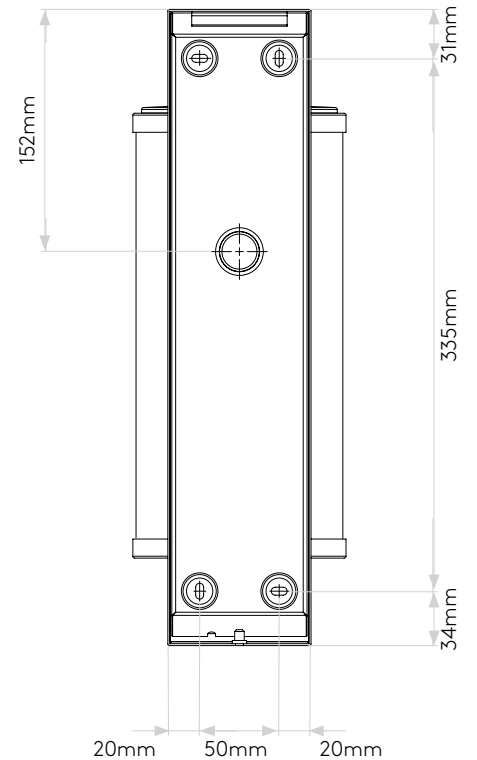

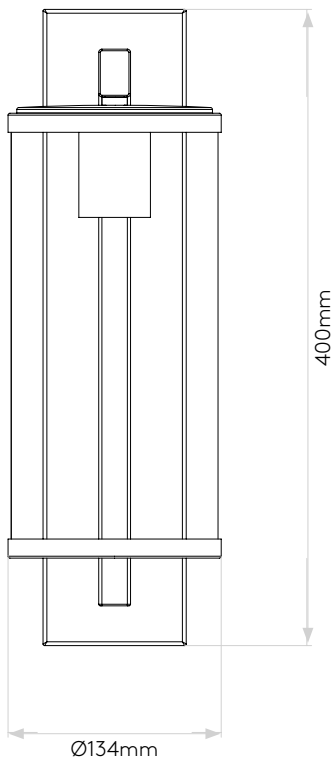
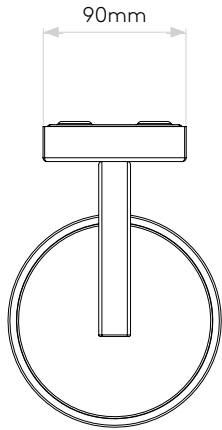
Pour entretenir au mieux ce produit, veuillez consulter notre guide d'entretien et de nettoyage, dans la rubrique d'aide sur le site Web d'Astro.

Um dieses Produkt im besten Zustand zu erhalten, beachten Sie bitte unseren Leitfaden zu Pflege und Reinigung im Abschnitt „Support“ auf der Astro-Website.

Per mantenere questo prodotto nelle sue migliori condizioni, consultare la nostra guida per la manutenzione e la pulizia nella sezione dedicata all'assistenza del sito Web Astro.

## PRODUCT ELEVATIONS

astro



Please note that some dimensions may vary slightly due to manufacturing tolerances, this includes cable entry and fixing holes

Veillez noter que certaines dimensions peuvent varier légèrement en raison des tolérances de fabrication, y compris l'entrée de câble et les trous de fixation.

Bitte beachten Sie, dass die Maße Fertigungstoleranzen unterliegen und daher in geringem Umfang von der angegebenen Größe abweichen können. Dies gilt auch für Kabeleingänge und Befestigungslöcher.

Si prega notare che possono esserci piccole variazioni in alcune dimensioni dovute alle tolleranze di produzione, queste includono l'ingresso del cavo e i fori di fissaggio.