

## KINZO 260 LED

astro

## GENERAL

|                           |                        |
|---------------------------|------------------------|
| LOCATION:                 | Architectural/Interior |
| CLASS:                    | CE (Class 1)           |
| IP RATING:                | IP20                   |
| BATHROOM ZONE:            | Zone 3                 |
| DRIVER REQUIRED:          | No                     |
| INSTALLATION ORIENTATION: | Wall Mount             |
| MAIN MATERIAL:            | Metal - Aluminium      |
| DIMENSIONS (mm):          | H: 260 W: 105 D: 120   |
| CUT OUT HOLE (mm):        | -                      |
| RECESS DEPTH (mm):        | -                      |
| FIRE RATING:              | -                      |
| CABLE LENGTH (mm):        | -                      |
| GROSS WEIGHT (kg):        | 1.4                    |

## LAMP

|                                |                |
|--------------------------------|----------------|
| LIGHT SOURCE:                  | LED Module     |
| WATTAGE:                       | 15.1W          |
| LAMP INCLUDED:                 | Yes (Integral) |
| MAXIMUM LAMP LENGTH (mm):      | -              |
| COLOUR TEMP (K):               | 2700           |
| CRI (Ra):                      | 80             |
| MACADAM ELLIPSE:               | 3-Step         |
| TILT ADJUSTABLE ANGLE (°):     | -              |
| ROTATION ADJUSTABLE ANGLE (°): | -              |
| LIFETIME (hrs):                | 40000          |
| BEAM ANGLE (°):                | -              |

## ELECTRICAL

|                             |                                 |
|-----------------------------|---------------------------------|
| SWITCHED:                   | No                              |
| DIMMABLE:                   | Yes                             |
| DIMMING METHOD:             | Phase - Leading & Trailing Edge |
| SUPPLY FREQUENCY (Hz):      | 50/60                           |
| DRIVER/BALLAST VOLTAGE (V): | 210-250                         |
| DRIVER LIFETIME (hrs):      | 40000                           |

## ADDITIONAL INFORMATION:

|                 |  |
|-----------------|--|
| SHADE INCLUDED: | -  |
| SHADE MATERIAL: | -  |
| F MARK:         | Suitable for mounting on flammable materials |



CODE: 1398013 (8176)  
FINISH: TEXTURED BLACK  
LUMENS: 449  
EFFICACY 30



CODE: 1398014 (8177)  
FINISH: TEXTURED WHITE  
LUMENS: 941  
EFFICACY 62



CODE: 1398015 (8178)  
FINISH: MATT NICKEL  
LUMENS: 941  
EFFICACY 62



CODE: 1398016 (8179)  
FINISH: BRONZE  
LUMENS: 449  
EFFICACY 30

TO MAINTAIN THIS PRODUCT TO ITS BEST CONDITION, PLEASE VIEW OUR CARE AND CLEANING GUIDE ON THE SUPPORT SECTION OF THE ASTRO WEBSITE.

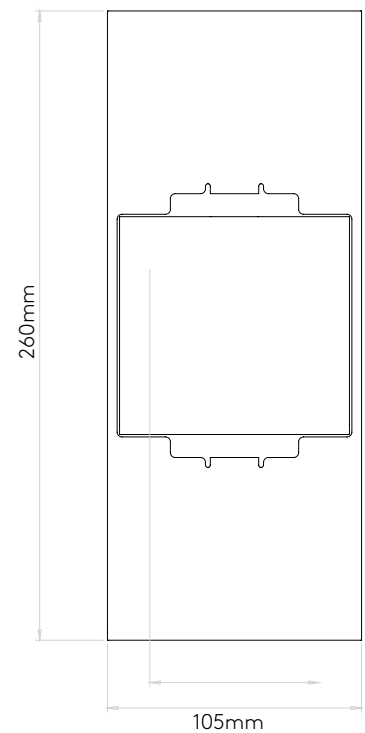
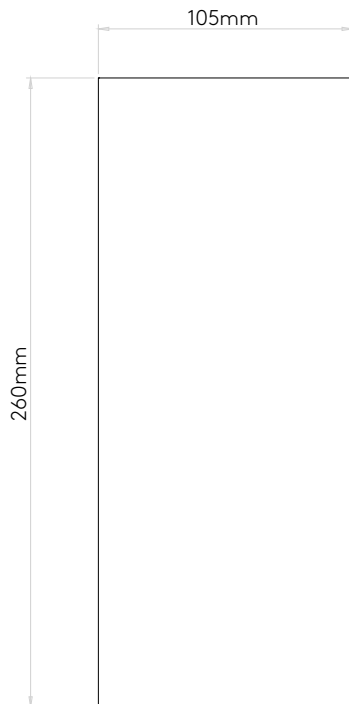
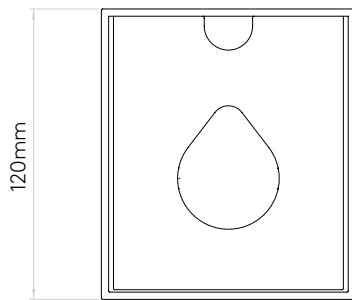
Pour entretenir au mieux ce produit, veuillez consulter notre guide d'entretien et de nettoyage, dans la rubrique d'aide sur le site Web d'Astro.

Um dieses Produkt im besten Zustand zu erhalten, beachten Sie bitte unseren Leitfaden zu Pflege und Reinigung im Abschnitt „Support“ auf der Astro-Website.

Per mantenere questo prodotto nelle sue migliori condizioni, consultare la nostra guida per la manutenzione e la pulizia nella sezione dedicata all'assistenza del sito Web Astro.

## PRODUCT ELEVATIONS

astro



Please note that some dimensions may vary slightly due to manufacturing tolerances, this includes cable entry and fixing holes

Veuillez noter que certaines dimensions peuvent varier légèrement en raison des tolérances de fabrication, y compris l'entrée de câble et les trous de fixation.

Bitte beachten Sie, dass die Maße Fertigungstoleranzen unterliegen und daher in geringem Umfang von der angegebenen Größe abweichen können. Dies gilt auch für Kabeingänge und Befestigungslöcher.

Si prega notare che possono esserci piccole variazioni in alcune dimensioni dovute alle tolleranze di produzione, queste includono l'ingresso del cavo e i fori di fissaggio.