

AQUA

astro

GB

PLEASE READ THE INSTRUCTIONS CAREFULLY BEFORE COMMENCING ASSEMBLY

Live: Normally Brown / Red
 Neutral: Normally Blue / Black
 Earth: Normally Green / Yellow

IT

LEGGERE ATTENTAMENTE LE ISTRUZIONI PRIMA DI COMINCIARE L'ASSEMBLAGGIO

Cavo positivo: normalmente marrone o rosso
 Cavo neutro: normalmente blu o nero
 Cavo terra: normalmente verde o giallo

FR


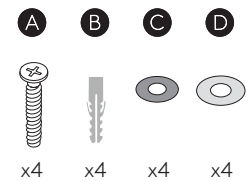
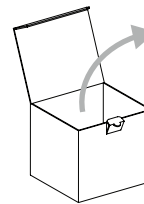
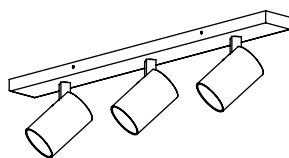

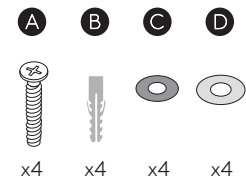
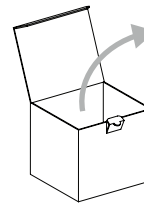
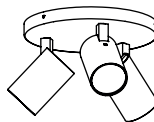
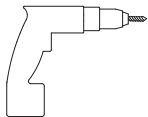
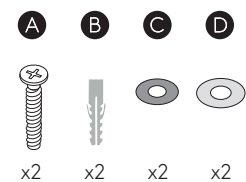
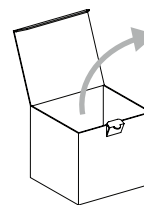
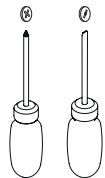
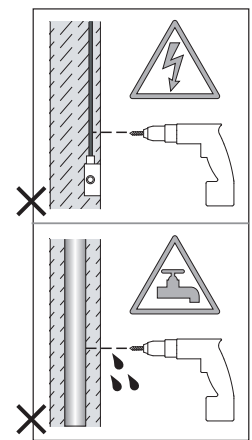
LIRE ATTENTIVEMENT LES INSTRUCTIONS AVANT DE COMMENCER LE MONTAGE

Phase: Normalement Brun / Rouge
 Neutre: Normalement Bleu / Noir
 Terre: Normalement Vert / Jaune

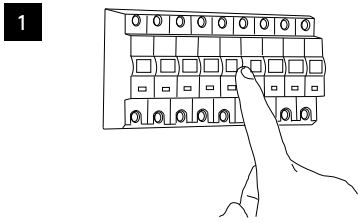
DE

LESEN SIE BITTE DIE ANWEISUNGEN SORGFÄLTIG DURCH, BEVOR SIE MIT DEM ZUSAMMENBAUEN BEGINNEN

Phase: Normalerweise Braun / Rot
 Nulleiter: Normalerweise Blau / Schwarz
 Erde: Normalerweise Grün / Gelb



ALL ELECTRICAL CONNECTIONS MUST BE FULLY COVERED WITH INSULATING TAPE.
 Toutes les connexions électriques doivent être entièrement recouvertes de ruban isolant.
 Alle elektrischen Anschlüsse müssen vollständig mit Isolierband abgedeckt werden.
 Tutte le connessioni elettriche devono essere coperte perfettamente con il nastro isolante.



TURN OFF POWER
 Couper Le Courant! / Strom Abhalten!
 / Corte La Corriente!

