

RICHMOND

astro

WALL LANTERN

GB

PLEASE READ THE INSTRUCTIONS CAREFULLY
BEFORE COMMENCING ASSEMBLY

Live: Normally Brown / Red
Neutral: Normally Blue / Black
Earth: Normally Green / Yellow

IT

LEGGERE ATTENTAMENTE LE ISTRUZIONI
PRIMA DI COMINCIARE L'ASSEMBLAGGIO

Cavo positivo: normalmente marrone o rosso
Cavo neutro: normalmente blu o nero
Cavo terra: normalmente verde o giallo

FR

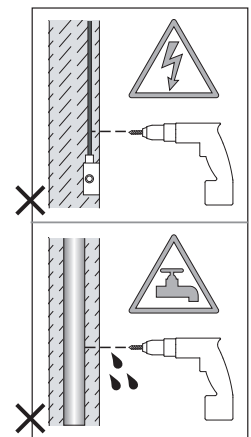
LIRE ATTENTIVEMENT LES INSTRUCTIONS
AVANT DE COMMENCER LE MONTAGE

Phase: Normalement Brun / Rouge
Neutre: Normalement Bleu / Noir
Terre: Normalement Vert / Jaune

DE

LESEN SIE BITTE DIE ANWEISUNGEN
SORGFALTIG DURCH, BEVOR SIE MIT DEM
ZUSAMMENBAUEN BEGINNEN

Phase: Normalerweise Braun / Rot
Nulleiter: Normalerweise Blau / Schwarz
Erde: Normalerweise Grün / Gelb




FOR WALL USE ONLY

Usage mural uniquement

Solo per uso a parete

Nur zur Verwendung als Wandleuchte

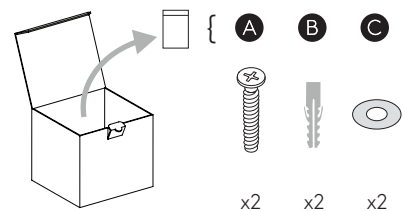
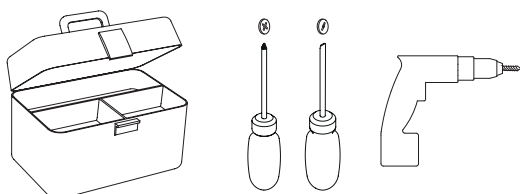


ALL ELECTRICAL CONNECTIONS MUST BE FULLY COVERED WITH INSULATING TAPE.


Toutes les connections électriques doivent être entièrement recouvertes de ruban isolant.

Alle elektrischen Anschlüsse müssen vollständig mit Isolierband abgedeckt werden.

Tutte le connessioni elettriche devono essere coperte perfettamente con il nastro isolante.

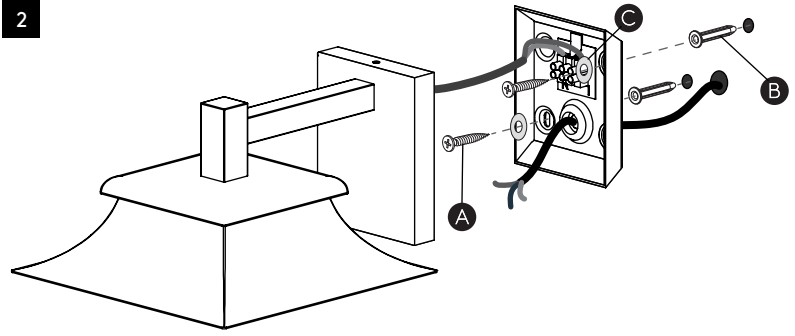


1

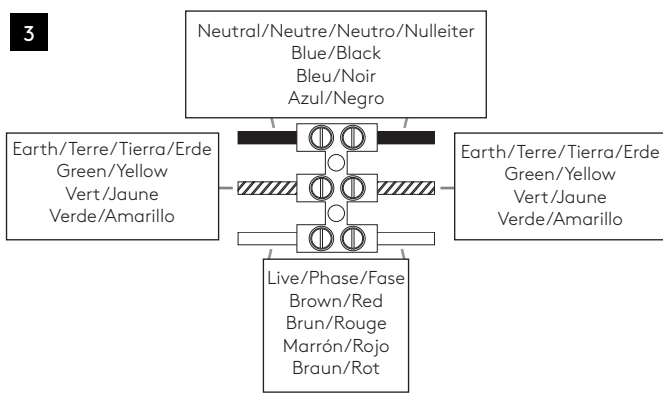


TURN OFF POWER
 Couper Le Courant! / Strom Abshalten!
 / Corte La Corriente!

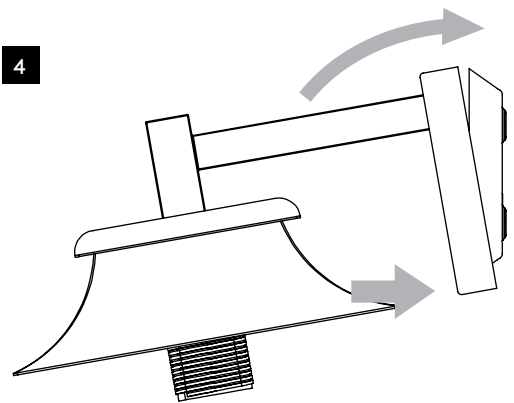
2



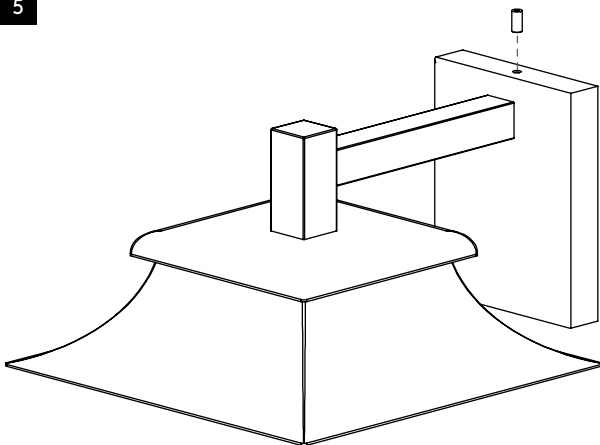
3



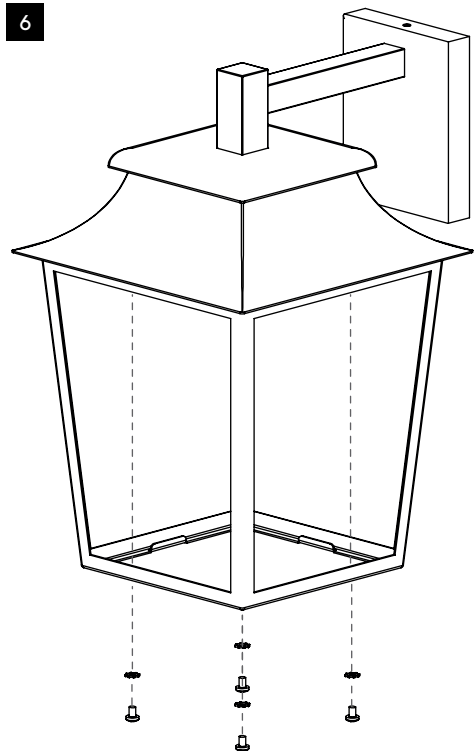
4



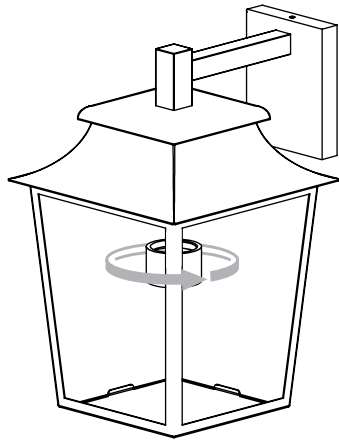
5





6



7



8



9

