

# RICHMOND

astro

## WALL LANTERN

**GB**

PLEASE READ THE INSTRUCTIONS CAREFULLY BEFORE COMMENCING ASSEMBLY

Live: Normally Brown / Red  
 Neutral: Normally Blue / Black  
 Earth: Normally Green / Yellow

**FR**

LIRE ATTENTIVEMENT LES INSTRUCTIONS AVANT DE COMMENCER LE MONTAGE

Phase: Normalement Brun / Rouge  
 Neutre: Normalement Bleu / Noir  
 Terre: Normalement Vert / Jaune

**IT**

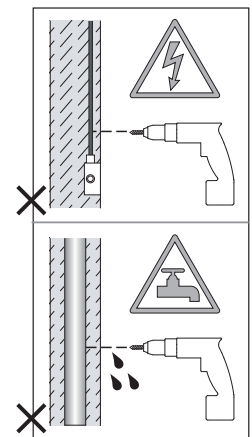
LEGGERE ATTENTAMENTE LE ISTRUZIONI PRIMA DI COMINCIARE L'ASSEMBLAGGIO

Cavo positivo: normalmente marrone o rosso  
 Cavo neutro: normalmente blu o nero  
 Cavo terra: normalmente verde o giallo

**DE**

LESEN SIE BITTE DIE ANWEISUNGEN SORGFALTIG DURCH, BEVOR SIE MIT DEM ZUSAMMENBAUEN BEGINNEN

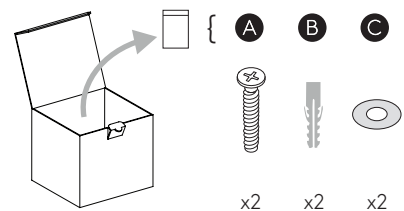
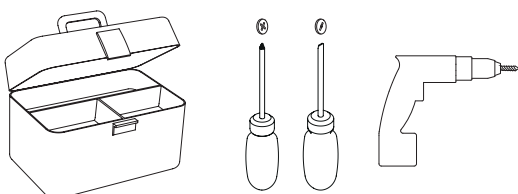
Phase: Normalerweise Braun / Rot  
 Nulleiter: Normalerweise Blau / Schwarz  
 Erde: Normalerweise Grün / Gelb

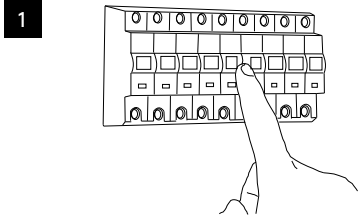


**FOR WALL USE ONLY**  
 Usage mural uniquement  
 Solo per uso a parete  
 Nur zur Verwendung als Wandleuchte



**ALL ELECTRICAL CONNECTIONS MUST BE FULLY COVERED WITH INSULATING TAPE.**  
 Toutes les connections électriques doivent être entièrement recouvertes de ruban isolant.  
 Alle elektrischen Anschlüsse müssen vollständig mit Isolierband abgedeckt werden.  
 Tutte le connessioni elettriche devono essere coperte perfettamente con il nastro isolante.

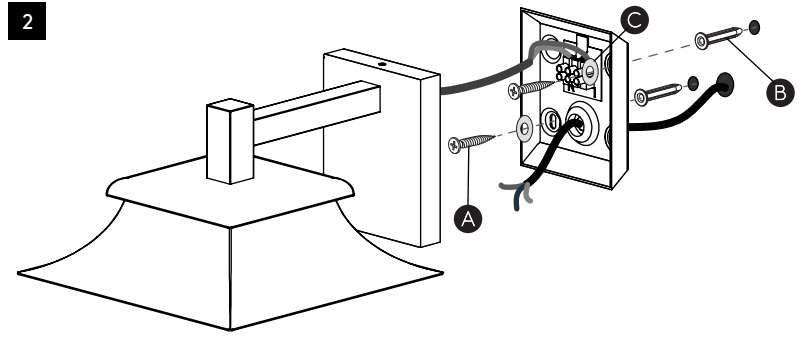




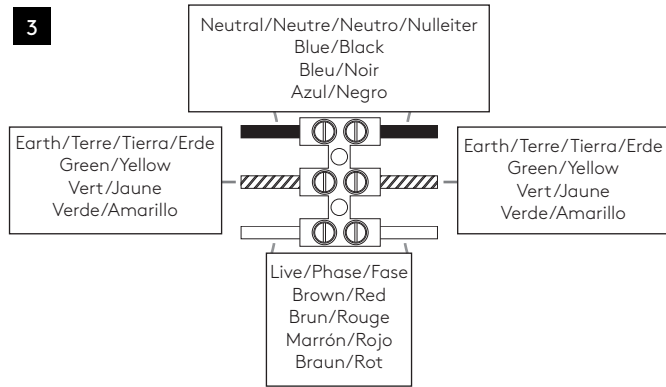
1

**TURN OFF POWER**

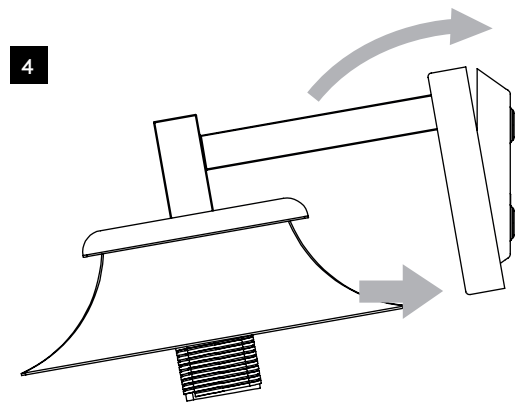
Couper Le Courant! / Strom Abshalten!  
/ Corte La Corriente!



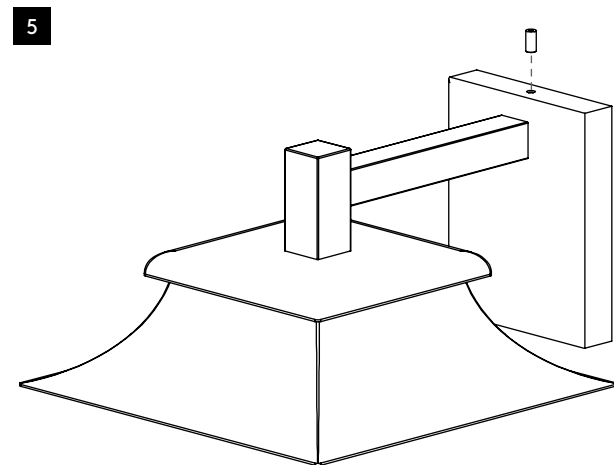
2



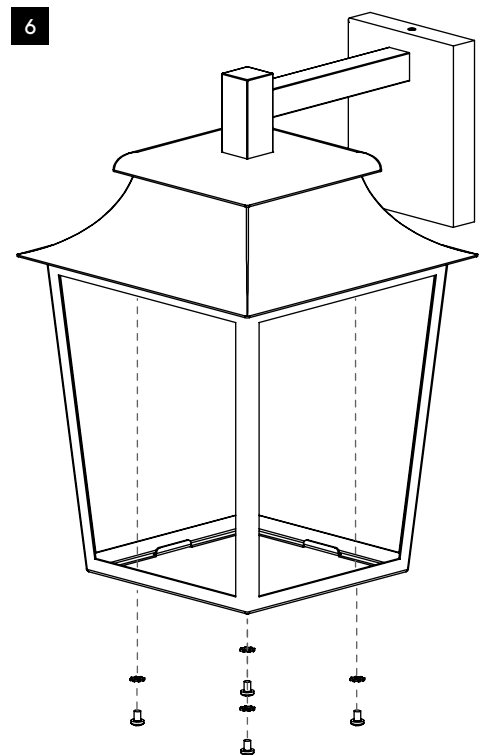
3



4

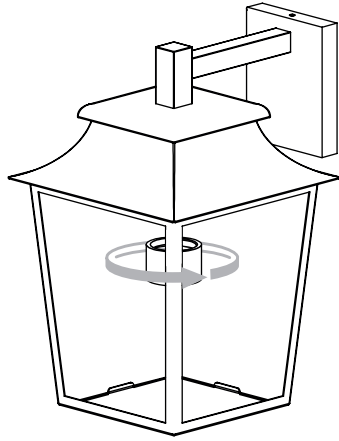


5





6

7



8



9

