

ARTEMIS 600 LED

astro

GENERAL

| | |
|---------------------------|--------------------------|
| CLASS: | CE (Class 2) |
| IP RATING: | IP44 |
| BATHROOM ZONE: | Zone 2, 3 |
| VOLTAGE: | Mains 230V |
| INSTALLATION ORIENTATION: | Wall mount |
| MAIN MATERIAL: | Metal - Aluminium |
| DIMENSIONS: | H: 600mm W: 33mm D: 80mm |
| CUT OUT HOLE: | Not applicable |
| RECESS DEPTH: | Not applicable |
| FIRE RATING: | Not applicable |
| CABLE LENGTH: | Not applicable |
| GROSS WEIGHT: | 1.128Kg |

LAMP

| | |
|----------------------------|----------------|
| LIGHT SOURCE: | LED STRIP |
| MAXIMUM WATTAGE: | 12.6W |
| LAMP INCLUDED: | Yes (Integral) |
| MAXIMUM LAMP LENGTH: | Not applicable |
| LUMINOUS FLUX: | 604.06 lm |
| COLOUR TEMP: | 3000K |
| CRI: | 80 |
| R9: | 23.5 |
| MACADAM ELLIPSE: | +/-100K |
| TILT ADJUSTABLE ANGLE: | Not applicable |
| ROTATION ADJUSTABLE ANGLE: | Not applicable |
| AVERAGE LIFESPAN: | 50,000hrs |
| L70: | To be advised |
| BEAM ANGLE: | Not applicable |

ELECTRICAL

| | |
|--------------------------|----------------|
| SWITCHED: | No |
| DIMMABLE: | No |
| DIMMING METHOD: | Not applicable |
| DRIVER INCLUDED: | Yes (Integral) |
| DRIVER OUTPUT CURRENT: | Not applicable |
| DRIVER OUTPUT VOLTAGE: | 12V |
| SUPPLY FREQUENCY: | 47/63Hz |
| DRIVER/BALLAST VOLTAGE: | 180-264V |
| DRIVER AVERAGE LIFESPAN: | 20,000hrs |
| EFFICACY: | 48.02lm/W |

ADDITIONAL INFORMATION:

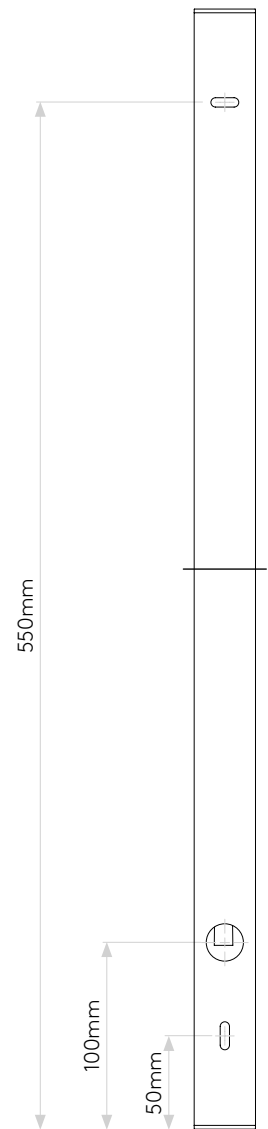

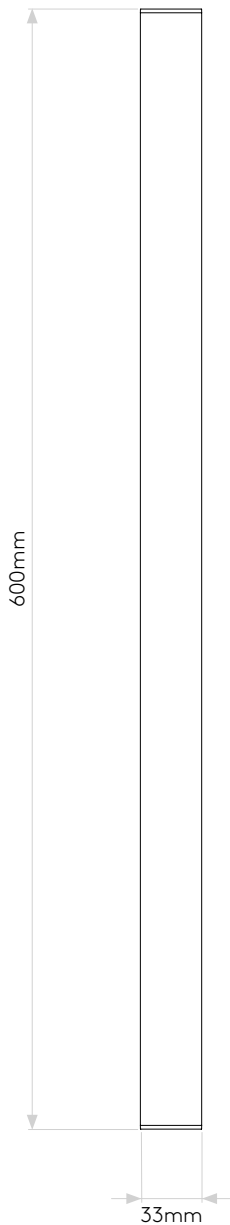
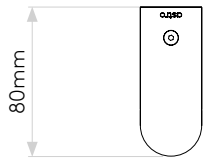
| | |
|--------------------------|---|
| SHADE INCLUDED: | - |
| SHADE/DIFFUSER MATERIAL: | Polycarbonate |
| SHADE/DIFFUSER FINISH | White |
| F MARK: | Suitable for mounting on flammable materials |



CODE: 7974
SKU: 1308006
FINISH: POLISHED CHROME

PRODUCT ELEVATIONS

astro



Please note that some dimensions may vary slightly due to manufacturing tolerances, this includes cable entry and fixing holes

Veillez noter que certaines dimensions peuvent varier légèrement en raison des tolérances de fabrication, y compris l'entrée de câble et les trous de fixation.

Bitte beachten Sie, dass die Maße Fertigungstoleranzen unterliegen und daher in geringem Umfang von der angegebenen Größe abweichen können. Dies gilt auch für Kabeingänge und Befestigungslöcher.

Si prega notare che possono esserci piccole variazioni in alcune dimensioni dovute alle tolleranze di produzione, queste includono l'ingresso del cavo e i fori di fissaggio.