9

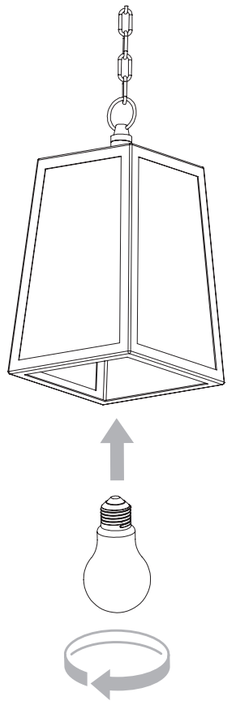

10

mamadecor.ua

CALVI PENDANT 305

astro

GB

PLEASE READ THE INSTRUCTIONS CAREFULLY BEFORE COMMENCING ASSEMBLY

Live: Normally Brown / Red
Neutral: Normally Blue / Black
Earth: Normally Green / Yellow

FR

LIRE ATTENTIVEMENT LES INSTRUCTIONS AVANT DE COMMENCER LE MONTAGE

Phase: Normalement Brun / Rouge
Neutre: Normalement Bleu / Noir
Terre: Normalement Vert / Jaune

IT

LEGGERE ATTENTAMENTE LE ISTRUZIONI PRIMA DI COMINCIARE L'ASSEMBLAGGIO

Cavo positivo: normalmente marrone o rosso
Cavo neutro: normalmente blu o nero
Cavo terra: normalmente verde o giallo

DE

LESEN SIE BITTE DIE ANWEISUNGEN SORGFALTIG DURCH, BEVOR SIE MIT DEM ZUSAMMENBAUEN BEGINNEN

Phase: Normalerweise Braun / Rot
Nulleiter: Normalerweise Blau / Schwarz
Erde: Normalerweise Grün / Gelb

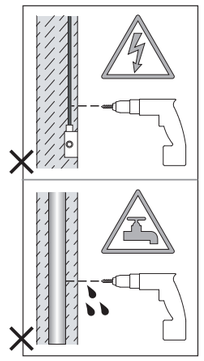

GB If the external cord of this luminaire is damaged, it must be replaced by the manufacturer or a qualified person.
FR Si le câble externe est endommagé, il doit être remplacé par le fabricant ou par une personne agréée.
DE Wenn das externe Netzkabel beschädigt ist, muss es durch den Hersteller oder eine ähnlich qualifizierte Person ersetzt werden.
IT Se il cavo esterno è danneggiato, deve essere sostituito dal costruttore o da personale qualificato.
ESP Si el cable exterior está dañado, debe ser sustituido por el fabricante o una persona cualificada.
SWE Om den externa sladden är skadad måste den bytas ut av tillverkaren eller en kvalificerad person.
POL Uszkodzony przewód zewnętrzny musi wymienić producent lub wykwalifikowana osoba.
FIN Jos ulkoinen johto on vaurioitunut, valmistajan tai pätevän henkilön on vaihdettava se.

Y

FOR CEILING USE ONLY
Seulement pour montage au plafond
Da utilizzarsi solo al soffitto
Nur für den Deckengebrauch

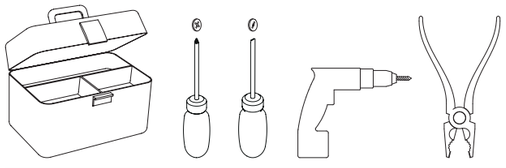

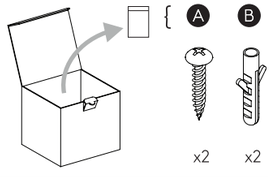

1

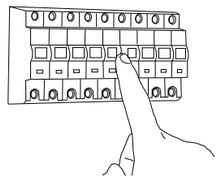

TURN OFF POWER

Couper le courant! /
Spegnere la corrente! /
Strom Abshalten!

2

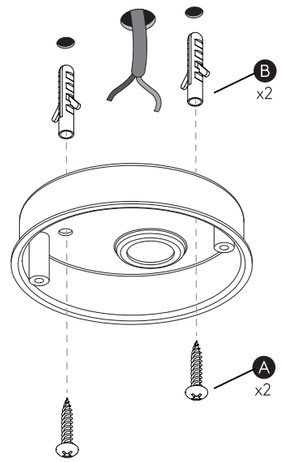

3

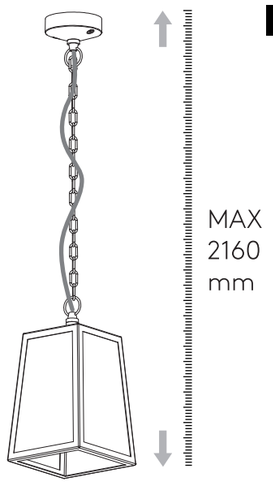

4

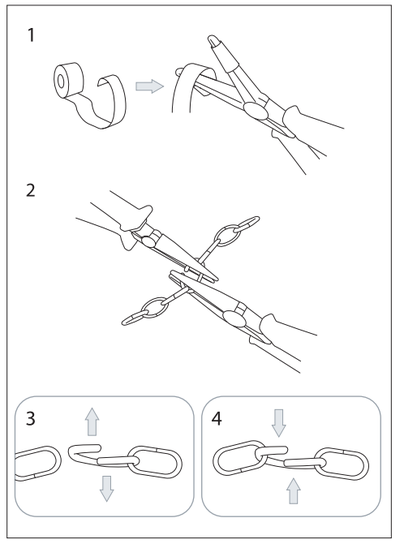

5

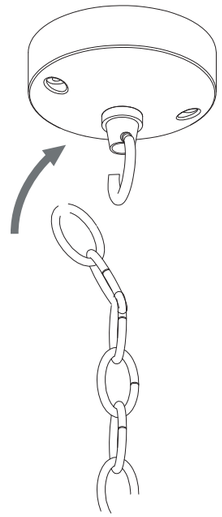

6a

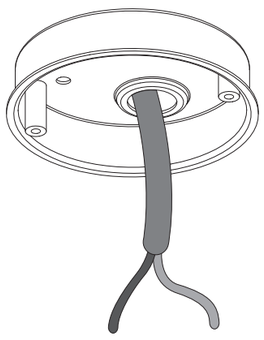

6b

WIRING FROM PRODUCT/

Fil de produit /
Cavo dal prodotto /
Beleuchtungskabel

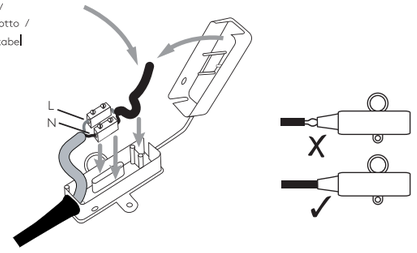

7

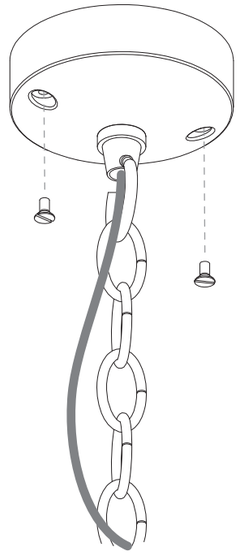

8a

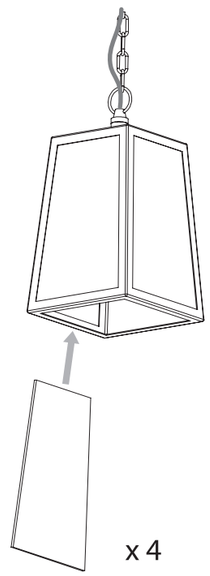

8b