

## ENNA RECESS SWITCHED

astro

## GENERAL

LOCATION:	Interior
CLASS:	CE (Class I)
IP RATING:	IP20
BATHROOM ZONE:	Zone 3
VOLTAGE:	Mains 230V
INSTALLATION ORIENTATION:	Wall Mount
MAIN MATERIAL:	Metal - Aluminium
DIMENSIONS:	H: 110mm W: 97.5mm D: 132mm
CUT OUT HOLE:	Ø: 51mm/2in
RECESS DEPTH:	75mm
FIRE RATING:	Not Applicable
CABLE LENGTH:	Not Applicable
GROSS WEIGHT:	0.70Kg

## LAMP

LIGHT SOURCE:	HIGH POWER LED
MAXIMUM WATTAGE:	3.9W
LAMP INCLUDED:	Yes
MAXIMUM LAMP LENGTH:	Not Applicable
LUMINOUS FLUX:	151lm
COLOUR TEMP:	2700K
CRI:	90
R9:	8
MACADAM ELLIPSE:	3-Step
TILT ADJUSTABLE ANGLE:	90°
ROTATION ADJUSTABLE ANGLE:	330°
AVERAGE LIFESPAN:	60,000hrs
L70:	>60,000 hours
BEAM ANGLE:	18°

## ELECTRICAL


SWITCHED:	Yes
DIMMABLE:	No
DIMMING METHOD:	Not Applicable
DRIVER INCLUDED:	Yes
DRIVER OUTPUT CURRENT:	700mA
DRIVER OUTPUT VOLTAGE:	Not Applicable
SUPPLY FREQUENCY:	50/60Hz
DRIVER/BALLAST VOLTAGE:	100-240V
DRIVER AVERAGE LIFESPAN:	30000
EFFICACY:	39lm/W

## ADDITIONAL INFORMATION


SHADE INCLUDED:	Not Applicable
SHADE MATERIAL:	Not Applicable
F MARK:	Suitable for mounting on flammable materials



CODE: 1058062  
FINISH: MATT WHITE



CODE: 1058064  
FINISH: POLISHED CHROME



CODE: 1058065  
FINISH: MATT NICKEL



CODE: 1058067  
FINISH: MATT BLACK



CODE: 1058088  
FINISH: BRONZE

TO MAINTAIN THIS PRODUCT TO ITS BEST CONDITION, PLEASE VIEW OUR CARE AND CLEANING GUIDE ON THE SUPPORT SECTION OF THE ASTRO WEBSITE.

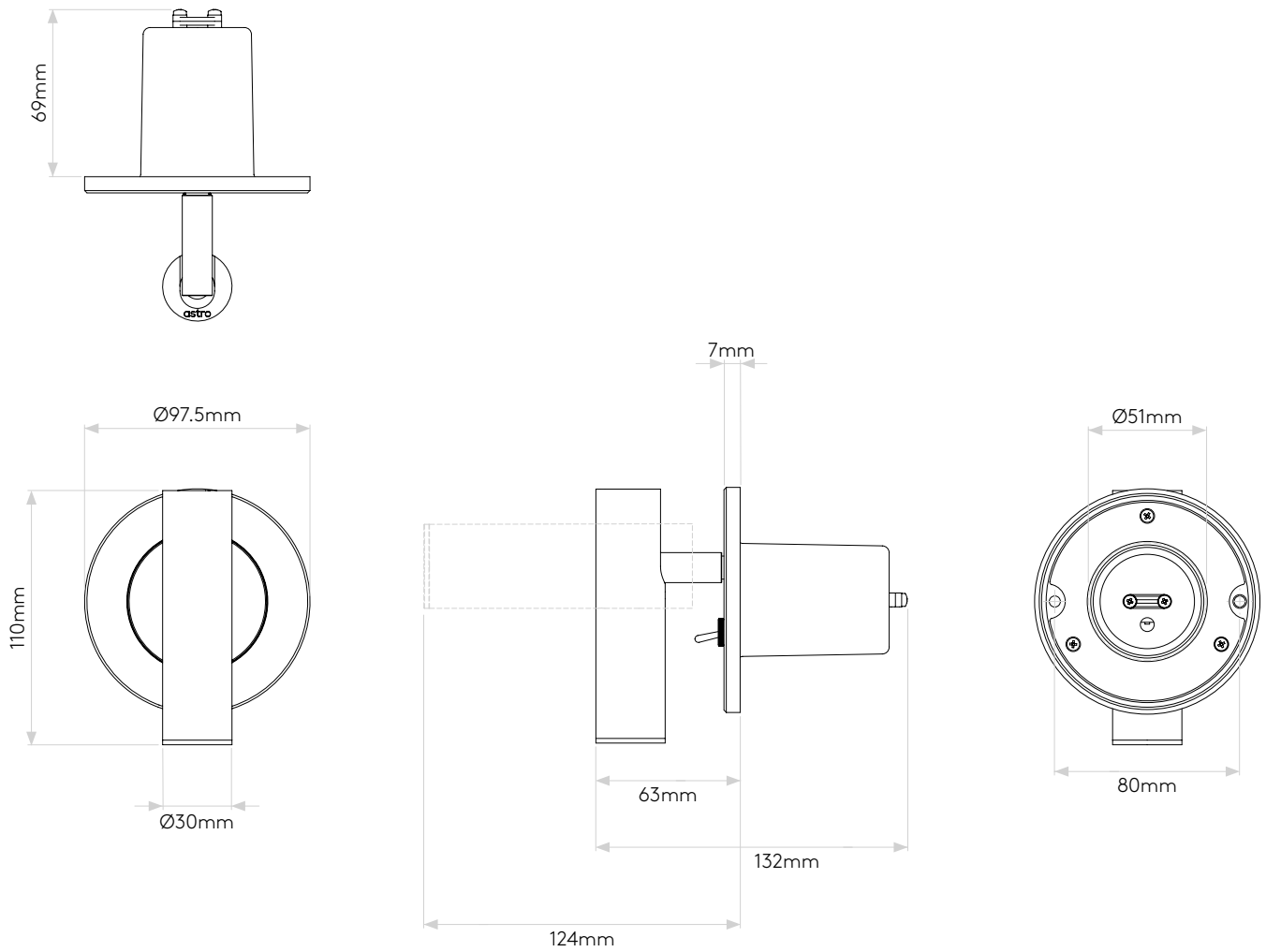
Pour entretenir au mieux ce produit, veuillez consulter notre guide d'entretien et de nettoyage, dans la rubrique d'aide sur le site Web d'Astro.

Um dieses Produkt im besten Zustand zu erhalten, beachten Sie bitte unseren Leitfaden zu Pflege und Reinigung im Abschnitt „Support“ auf der Astro-Website.

Per mantenere questo prodotto nelle sue migliori condizioni, consultare la nostra guida per la manutenzione e la pulizia nella sezione dedicata all'assistenza del sito Web Astro.

## PRODUCT ELEVATIONS

astro



Please note that some dimensions may vary slightly due to manufacturing tolerances, this includes cable entry and fixing holes

Veuillez noter que certaines dimensions peuvent varier légèrement en raison des tolérances de fabrication, y compris l'entrée de câble et les trous de fixation.

Bitte beachten Sie, dass die Maße Fertigungstoleranzen unterliegen und daher in geringem Umfang von der angegebenen Größe abweichen können. Dies gilt auch für Kabeleingänge und Befestigungslöcher.

Si prega notare che possono esserci piccole variazioni in alcune dimensioni dovute alle tolleranze di produzione, queste includono l'ingresso del cavo e i fori di fissaggio.