

BARI

astro

GB

PLEASE READ THE INSTRUCTIONS CAREFULLY
BEFORE COMMENCING ASSEMBLY

Live: Normally Brown / Red
Neutral: Normally Blue / Black
Earth: Normally Green / Yellow

FR

LIRE ATTENTIVEMENT LES INSTRUCTIONS
AVANT DE COMMENCER LE MONTAGE

Phase: Normalement Brun / Rouge
Neutre: Normalement Bleu / Noir
Terre: Normalement Vert / Jaune

IT

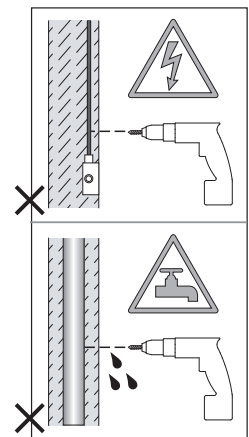
LEGGERE ATTENTAMENTE LE ISTRUZIONI
PRIMA DI COMINCIARE L'ASSEMBLAGGIO

Cavo positivo: normalmente marrone o rosso
Cavo neutro: normalmente blu o nero
Cavo terra: normalmente verde o giallo

DE

LESEN SIE BITTE DIE ANWEISUNGEN
SORGFALTIG DURCH, BEVOR SIE MIT DEM
ZUSAMMENBAUEN BEGINNEN

Phase: Normalerweise Braun / Rot
Nulleiter: Normalerweise Blau / Schwarz
Erde: Normalerweise Grün / Gelb

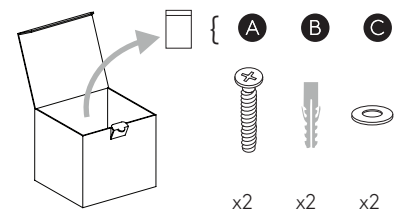
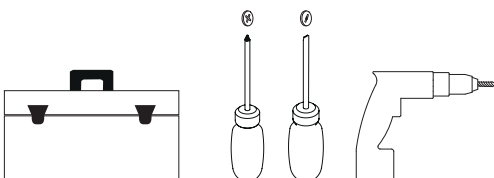


FOR WALL USE ONLY

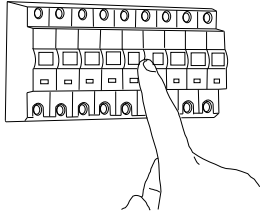
Usage mural uniquement

Solo per uso a parete

Nur zur Verwendung als Wandleuchte



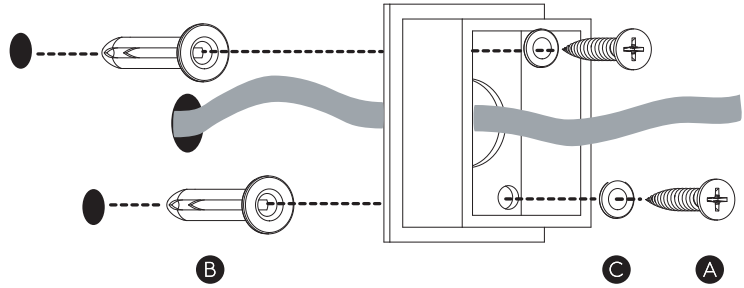
1



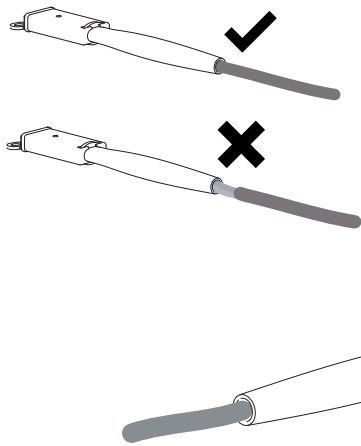
TURN OFF POWER

Couper Le Courant! / Strom Abshalten!
/ Corte La Corriente!

2



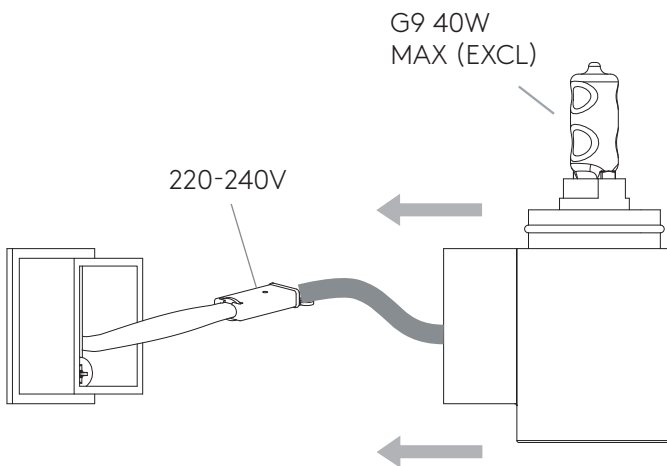
3




WIRING FROM LIGHT FITTING
FIL D ECLAIRAGE
HILO DE ALUMBRADO
BELEUCHTUNGSKABEL

LIVE: BROWN/RED
NEUTRAL: BLUE/BLACK

4



5



6

