

BARI

astro

GB

PLEASE READ THE INSTRUCTIONS CAREFULLY  
BEFORE COMMENCING ASSEMBLY

Live: Normally Brown / Red  
Neutral: Normally Blue / Black  
Earth: Normally Green / Yellow

FR

LIRE ATTENTIVEMENT LES INSTRUCTIONS  
AVANT DE COMMENCER LE MONTAGE

Phase: Normalement Brun / Rouge  
Neutre: Normalement Bleu / Noir  
Terre: Normalement Vert / Jaune

IT

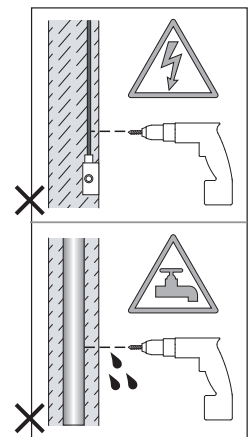
LEGGERE ATTENTAMENTE LE ISTRUZIONI  
PRIMA DI COMINCIARE L'ASSEMBLAGGIO

Cavo positivo: normalmente marrone o rosso  
Cavo neutro: normalmente blu o nero  
Cavo terra: normalmente verde o giallo

DE

LESEN SIE BITTE DIE ANWEISUNGEN  
SORGFALTIG DURCH, BEVOR SIE MIT DEM  
ZUSAMMENBAUEN BEGINNEN

Phase: Normalerweise Braun / Rot  
Nulleiter: Normalerweise Blau / Schwarz  
Erde: Normalerweise Grün / Gelb

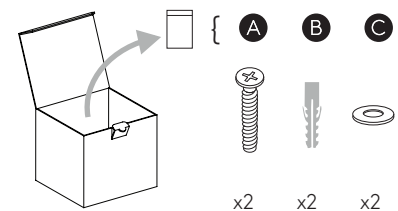
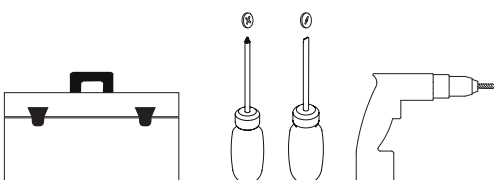


FOR WALL USE ONLY

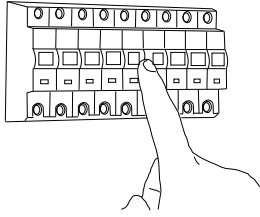
Usage mural uniquement

Solo per uso a parete

Nur zur Verwendung als Wandleuchte



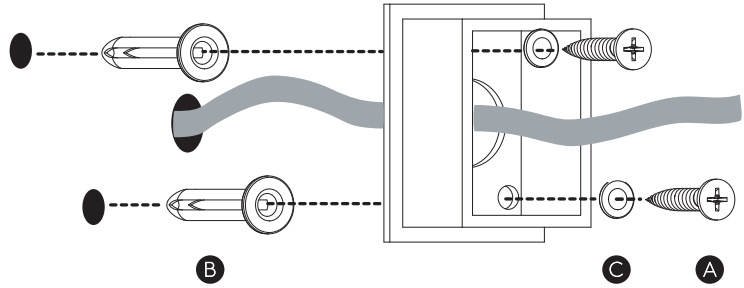
1



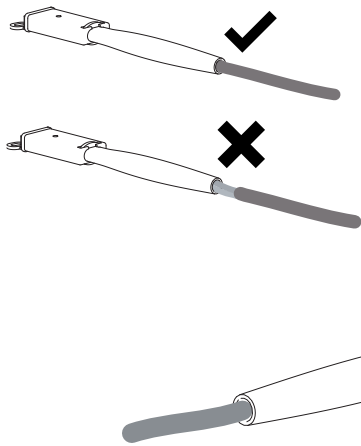
TURN OFF POWER

Couper Le Courant! / Strom Abshalten!  
/ Corte La Corriente!

2



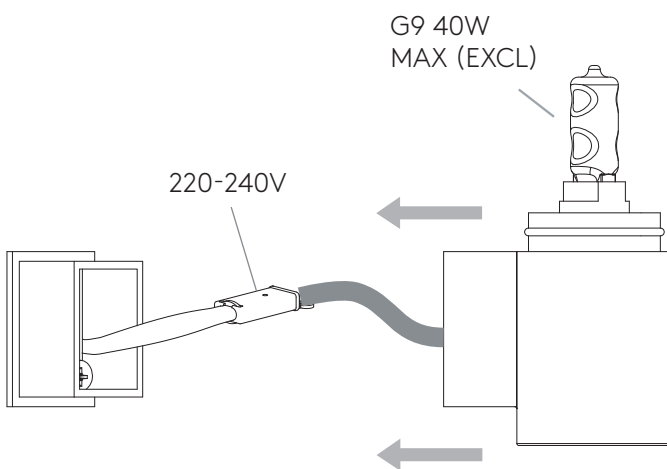
3



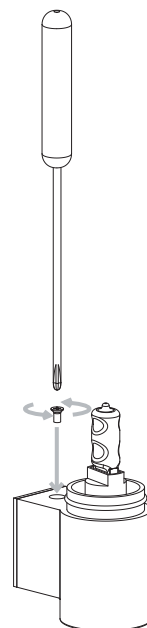
WIRING FROM LIGHT FITTING  
FIL D ECLAIRAGE  
HILO DE ALUMBRADO  
BELEUCHTUNGSKABEL

LIVE: BROWN/RED  
NEUTRAL: BLUE/BLACK

4



5



6

