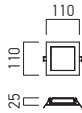


FCQ01

FINISHING AVAILABLE

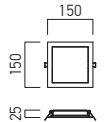
MWH



FCQ02

FINISHING AVAILABLE

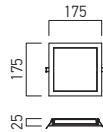
MWH



FCQ03

FINISHING AVAILABLE

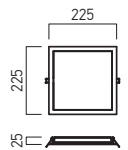
MWH



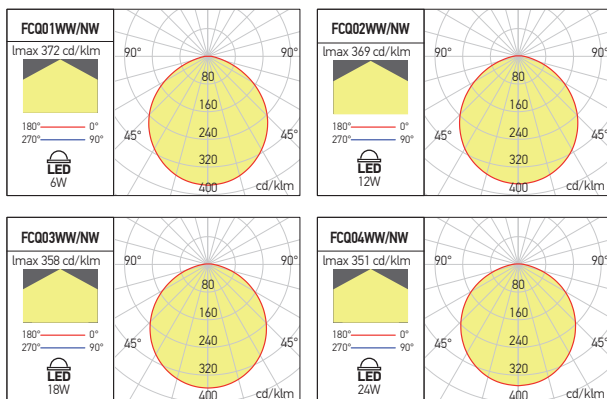
FCQ04

FINISHING AVAILABLE

MWH



Code	Finishing	LED type	Power	Input current	Output current /voltage driver	Driver	LED flux	System flux	CCT	CRI	Optics	Ⓟ	Weight
FCQ01WW MWH	MWH	SMD 2835 EPISTAR	6W	100-240V AC	300 mA / 12-25V DC	Included	680 lm	432 lm	3000K	80	120°	96x96 mm	0,18 kg
FCQ01NW MWH	MWH	SMD 2835 EPISTAR	6W	100-240V AC	300 mA / 12-25V DC	Included	760 lm	484 lm	4000K	80	120°	96x96 mm	0,18 kg
FCQ02WW MWH	MWH	SMD 2835 EPISTAR	12W	100-240V AC	300 mA / 24-42V DC	Included	1360 lm	898 lm	3000K	80	120°	138x138 mm	0,30 kg
FCQ02NW MWH	MWH	SMD 2835 EPISTAR	12W	100-240V AC	300 mA / 24-42V DC	Included	1520 lm	1002 lm	4000K	80	120°	138x138 mm	0,30 kg
FCQ03WW MWH	MWH	SMD 2835 EPISTAR	18W	100-240V AC	300 mA / 40-60V DC	Included	2040 lm	1354 lm	3000K	80	120°	160x160 mm	0,43 kg
FCQ03NW MWH	MWH	SMD 2835 EPISTAR	18W	100-240V AC	300 mA / 40-60V DC	Included	2280 lm	1507 lm	4000K	80	120°	160x160 mm	0,43 kg
FCQ04WW MWH	MWH	SMD 2835 EPISTAR	24W	100-240V AC	300 mA / 60-80V DC	Included	2720 lm	1751 lm	3000K	80	120°	212x212 mm	0,66 kg
FCQ04NW MWH	MWH	SMD 2835 EPISTAR	24W	100-240V AC	300 mA / 60-80V DC	Included	3040 lm	1949 lm	4000K	80	120°	212x212 mm	0,66 kg



IMPORTANT

Whichever the place and the type of mounting, the free space over the LED panel downlight must ensure its cooling and free flow of the air.

IMPORTANT

Indiferent de locul și tipul de montaj, spațiul aflat deasupra fiecărui panou cu LED-uri trebuie să asigure răcirea acestuia și libera circulație a aerului.

IMPORTANTE

Qualunque posizione di installazione deve prevedere uno spazio sopra l'apparecchio per assicurare una corretta ventilazione dell'apparecchio.