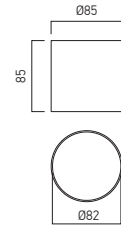
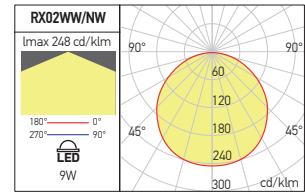


**RX02**

FINISHING AVAILABLE

MWH MBK SGD

IP44



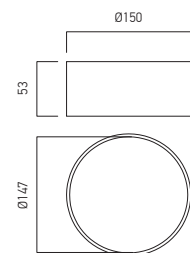
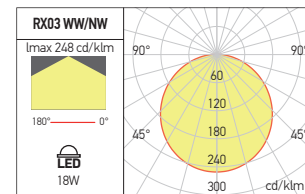
Code	Finishing	LED type	Power	Input voltage	Driver	LED flux	System flux	CCT	CRI	Optics	Weight
RX02WW MWH	MWH	SMD 2835 SAN'AN	9W	220-240V AC	Included	1080 lm	678 lm	3000K	80	120°	0,29 kg
RX02NW MWH	MWH	SMD 2835 SAN'AN	9W	220-240V AC	Included	1140 lm	719 lm	4000K	80	120°	0,29 kg
RX02WW MBK	MBK	SMD 2835 SAN'AN	9W	220-240V AC	Included	1080 lm	678 lm	3000K	80	120°	0,29 kg
RX02NW MBK	MBK	SMD 2835 SAN'AN	9W	220-240V AC	Included	1140 lm	719 lm	4000K	80	120°	0,29 kg
RX02WW SGD	SGD	SMD 2835 SAN'AN	9W	220-240V AC	Included	1080 lm	678 lm	3000K	80	120°	0,29 kg
RX02NW SGD	SGD	SMD 2835 SAN'AN	9W	220-240V AC	Included	1140 lm	719 lm	4000K	80	120°	0,29 kg

**RX03**

FINISHING AVAILABLE

MWH MBK SGD

IP40



Code	Finishing	LED type	Power	Input voltage	Driver	LED flux	System flux	CCT	CRI	Optics	Weight
RX03WW MWH	MWH	SMD 2835 SAN'AN	18W	220-240V AC	Included	2040 lm	1458 lm	3000K	80	120°	0,50 kg
RX03NW MWH	MWH	SMD 2835 SAN'AN	18W	220-240V AC	Included	2230 lm	1531 lm	4000K	80	120°	0,50 kg
RX03WW MBK	MBK	SMD 2835 SAN'AN	18W	220-240V AC	Included	2040 lm	1458 lm	3000K	80	120°	0,50 kg
RX03NW MBK	MBK	SMD 2835 SAN'AN	18W	220-240V AC	Included	2230 lm	1531 lm	4000K	80	120°	0,50 kg
RX03WW SGD	SGD	SMD 2835 SAN'AN	18W	220-240V AC	Included	2040 lm	1458 lm	3000K	80	120°	0,50 kg
RX03NW SGD	SGD	SMD 2835 SAN'AN	18W	220-240V AC	Included	2230 lm	1531 lm	4000K	80	120°	0,50 kg